



**Investment Report for the month of April 2026**

May 15, 2026

The Honorable Daniel L. Lurie  
Mayor of San Francisco  
City Hall, Room 200  
1 Dr. Carlton B. Goodlett Place  
San Francisco, CA 94102-4638

Colleagues,

In accordance with the provisions of California State Government Code, Section 53646, we forward this report detailing the City's pooled fund portfolio as of April 30, 2026. These investments provide sufficient liquidity to meet expenditure requirements for the next six months and are in compliance with our statement of investment policy and California Code.

This correspondence and its attachments show the investment activity for the month of April 2026 for the portfolios under the Treasurer's management. All pricing and valuation data is obtained from Interactive Data Corporation.

**CCSF Pooled Fund Earnings Statistics**

Description	Current Month Fiscal YTD	Current Month April 2026	Prior Month Fiscal YTD	Prior Month March 2026
Average Daily Balance (in \$ millions)	17,516.9	18,815.6	17,374.7	17,902.4
Net Earnings (in \$ millions)	548.5	57.6	490.9	55.6
Earned Income Return	3.76%	3.72%	3.76%	3.66%

**CCSF Pooled Fund Statistics: April 30, 2026**

Investment Type	% of Portfolio	Book Value (in \$ millions)	Market Value (in \$ millions)	Wtd. Avg. CPN	Wtd. Avg. YTM	WAM
U.S. Treasuries	28.5%	5,457	5,442	3.26%	3.39%	754
Federal Agencies	44.5%	8,509	8,491	3.54%	3.81%	735
Negotiable CDs	11.4%	2,170	2,171	4.05%	4.05%	132
Commercial Paper	5.1%	982	982	0.00%	3.95%	85
Medium Term Notes	0.9%	163	163	3.98%	4.20%	329
Money Market Funds	8.0%	1,523	1,523	3.57%	3.57%	1
Supranationals	0.7%	141	142	3.32%	4.10%	651
Secured Bank Deposit	0.9%	167	167	3.60%	3.60%	1
<b>Totals</b>	<b>100.0%</b>	<b>19,111</b>	<b>19,080</b>	<b>3.34%</b>	<b>3.71%</b>	<b>570</b>

In the remainder of this report, we provide additional information and analytics at the security-level and portfolio-level, as recommended by the California Debt and Investment Advisory Commission.

Respectfully,

**José Cisneros**  
Treasurer

cc: Treasury Oversight Committee: Aimee Brown, Kevin Kone, Brenda Kwee McNulty, Nancy Hom  
Greg Wagner - Controller, Office of the Controller  
Mark de la Rosa - Director of Audits, Office of the Controller  
Mayor's Office of Public Policy and Finance  
San Francisco County Transportation Authority  
San Francisco Public Library  
San Francisco Health Service System

# Portfolio Summary

## Pooled Fund

Security Type	Par Value (in \$ millions)	Book Value (in \$ millions)	Market Value (in \$ millions)	Market Price / Book Price	Current % Allocation	Max. Policy Allocation	Compliant?
U.S. Treasuries	\$ 5,459.0	\$ 5,456.5	\$ 5,442.5	99.74	28.55%	100%	Yes
Federal Agencies	8,516.9	8,508.6	8,490.8	99.79	44.52%	100%	Yes
State & Local Government							
Agency Obligations	-	-	-	-	0.00%	20%	Yes
Public Time Deposits	-	-	-	-	0.00%	100%	Yes
Negotiable CDs	2,170.0	2,170.0	2,170.6	100.03	11.35%	30%	Yes
Bankers Acceptances	-	-	-	-	0.00%	40%	Yes
Commercial Paper	990.9	981.7	981.7	99.99	5.14%	25%	Yes
Medium Term Notes	162.8	162.6	162.8	100.09	0.85%	30%	Yes
Repurchase Agreements	-	-	-	-	0.00%	10%	Yes
Reverse Repurchase/ Securities Lending Agreements	-	-	-	-	0.00%	\$75mm	Yes
Money Market Funds	1,523.0	1,523.0	1,523.0	100.00	7.97%	20%	Yes
LAIF	-	-	-	-	0.00%	\$50mm	Yes
Supranationals	142.3	141.4	141.9	100.38	0.74%	30%	Yes
Secured Bank Deposit	166.7	166.7	166.7	100.00	0.87%	N/A	Yes
<b>TOTAL</b>	<b>\$ 19,131.7</b>	<b>\$ 19,110.6</b>	<b>\$ 19,079.9</b>	<b>99.84</b>	<b>100.00%</b>	<b>-</b>	<b>Yes</b>

The City and County of San Francisco uses the following methodology to determine compliance: Compliance is pre-trade and calculated on a book value basis of the overall portfolio value. Cash balances are included in the City's compliance calculations.

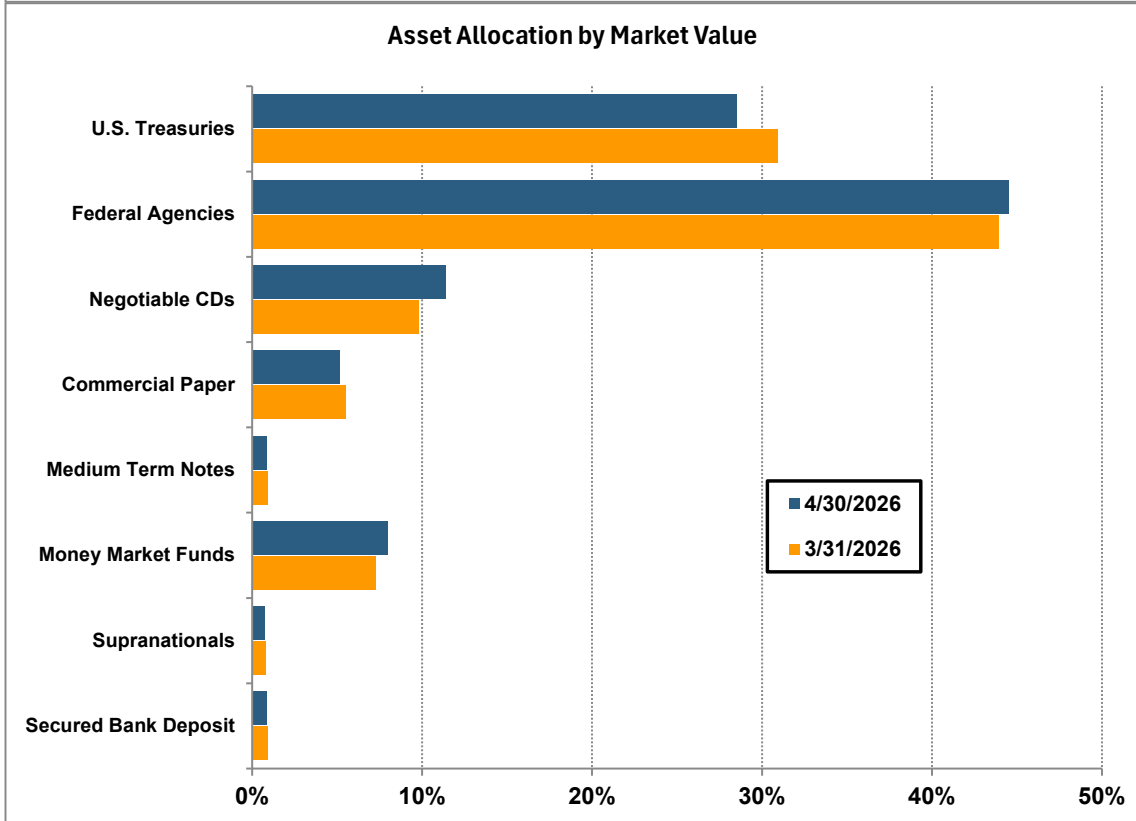
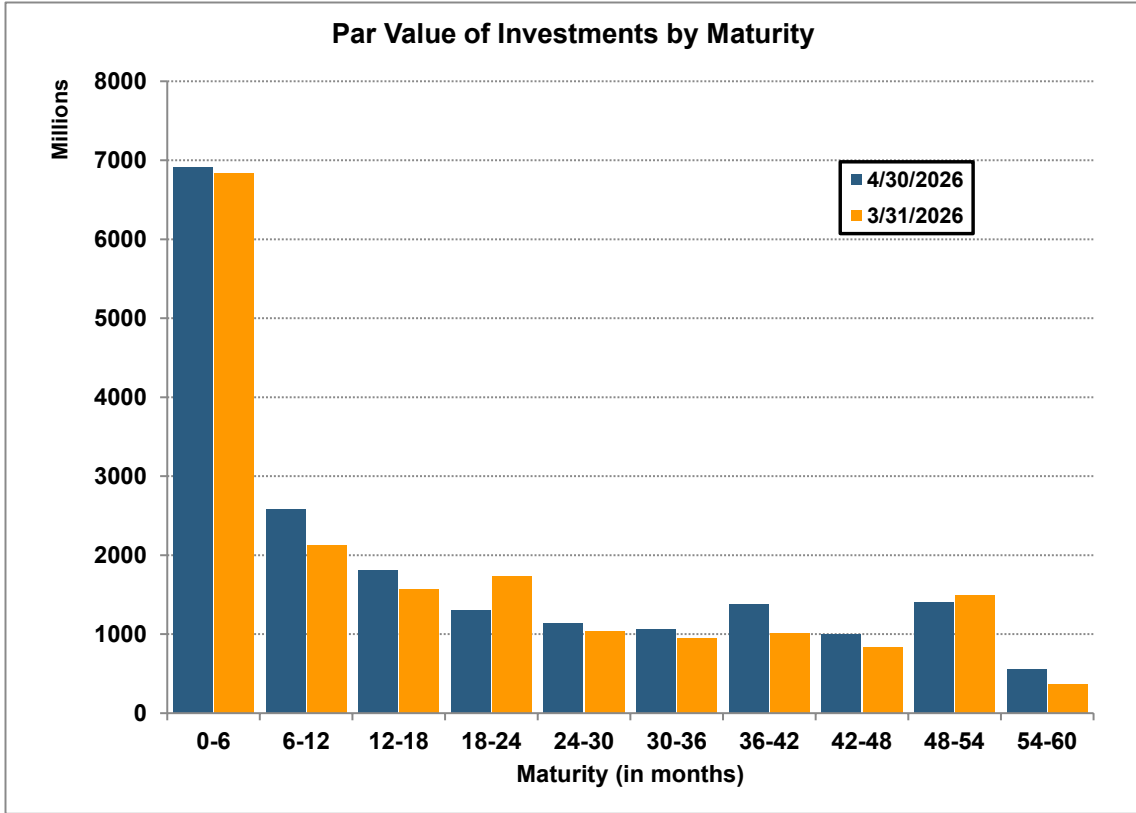
Please note the information in this report does not include cash balances. Due to fluctuations in the market value of the securities held in the Pooled Fund and changes in the City's cash position, the allocation limits may be exceeded on a post-trade compliance basis. In these instances, no compliance violation has occurred, as the policy limits were not exceeded prior to trade execution.

The full Investment Policy can be found at <https://sftreasurer.org/banking-investments/investments>

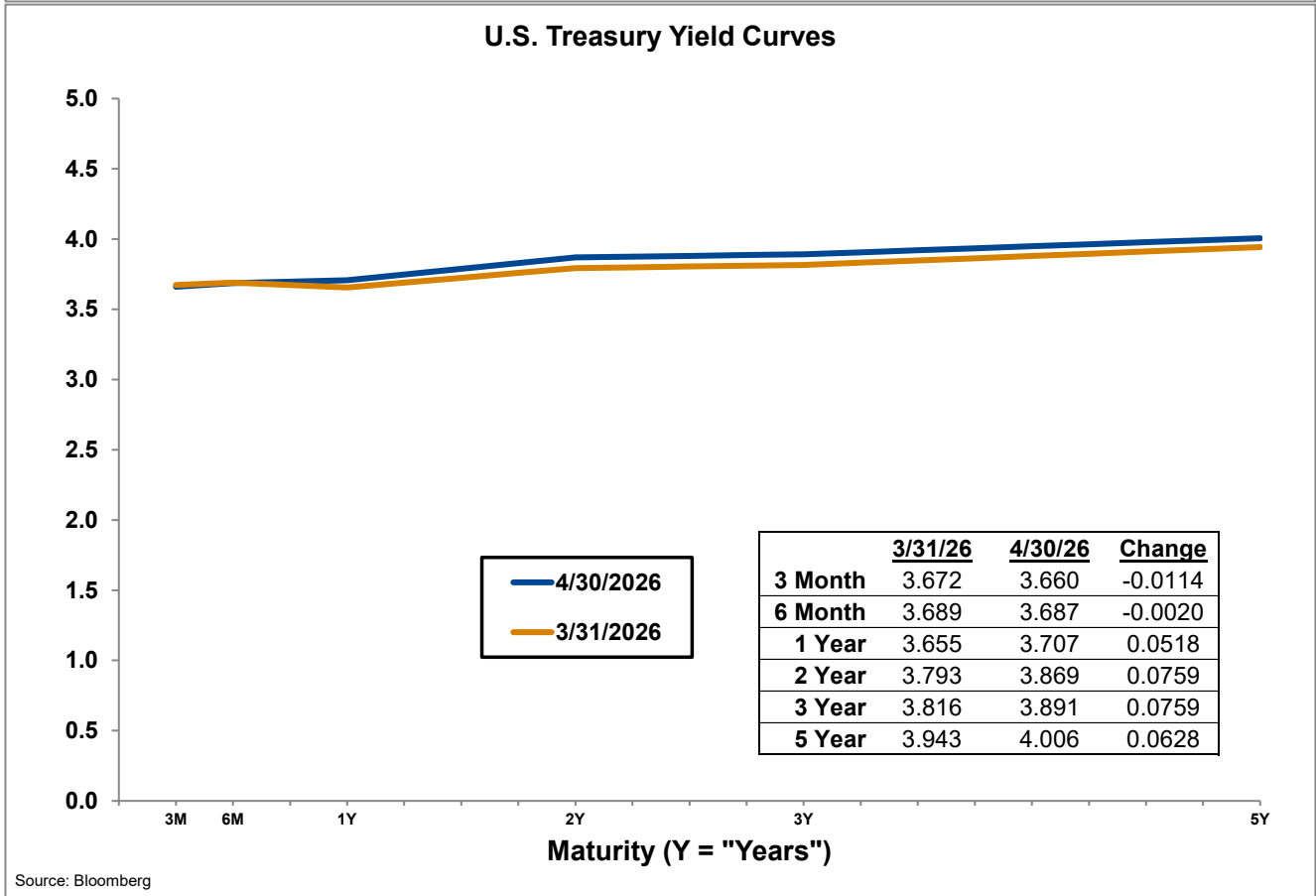
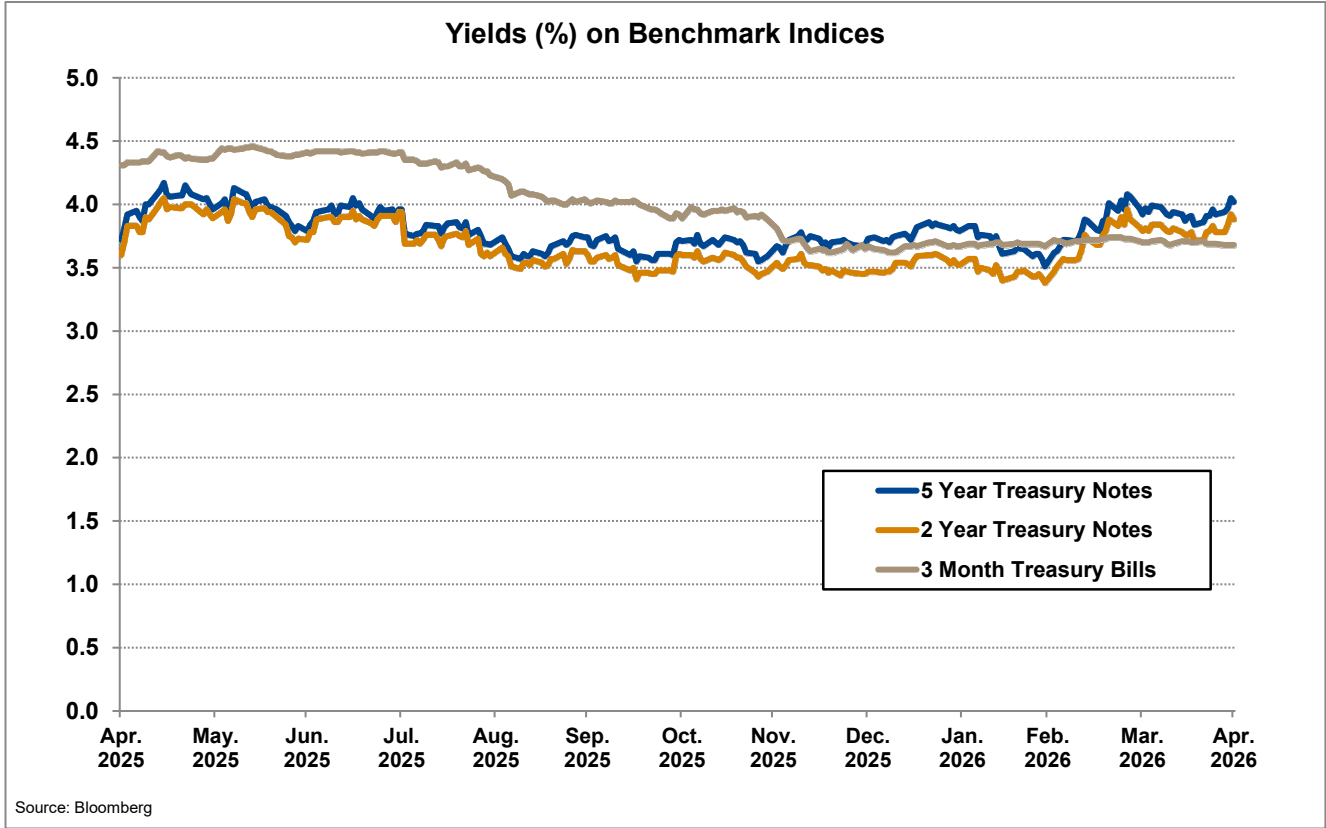
Totals may not add due to rounding.

# Portfolio Analysis

## Pooled Fund



# Yield Curves



# Investment Inventory

## Pooled Fund

Type of Investment	CUSIP	Issuer Name	Settle Date	Maturity Date	Coupon	Par Value	Original Cost	Amortized Book	Market Value
U.S. Treasuries	912797QN0	U.S. Treasury Bill	2/27/2026	5/14/2026	0.00	25,000,000	24,810,438	24,967,575	24,965,850
U.S. Treasuries	912828R36	U.S. Treasury Note	7/23/2021	5/15/2026	1.63	50,000,000	52,203,125	50,017,555	49,960,940
U.S. Treasuries	912828R36	U.S. Treasury Note	8/27/2021	5/15/2026	1.63	50,000,000	51,890,625	50,015,371	49,960,940
U.S. Treasuries	91282CHB0	U.S. Treasury Note	10/16/2025	5/15/2026	3.63	25,000,000	24,983,398	24,998,898	24,999,023
U.S. Treasuries	912797SW8	U.S. Treasury Bill	12/10/2025	5/28/2026	0.00	30,000,000	29,495,183	29,919,349	29,918,376
U.S. Treasuries	912797UA3	U.S. Treasury Bill	2/27/2026	6/16/2026	0.00	25,000,000	24,728,787	24,885,543	24,884,518
U.S. Treasuries	91282CCJ8	U.S. Treasury Note	7/2/2021	6/30/2026	0.88	50,000,000	49,931,641	49,997,751	49,767,580
U.S. Treasuries	91282CCJ8	U.S. Treasury Note	7/14/2021	6/30/2026	0.88	50,000,000	50,070,313	50,002,328	49,767,580
U.S. Treasuries	91282CCJ8	U.S. Treasury Note	7/22/2021	6/30/2026	0.88	50,000,000	50,345,703	50,011,498	49,767,580
U.S. Treasuries	91282CCJ8	U.S. Treasury Note	7/22/2021	6/30/2026	0.88	50,000,000	50,328,125	50,010,913	49,767,580
U.S. Treasuries	91282CCJ8	U.S. Treasury Note	8/6/2021	6/30/2026	0.88	50,000,000	50,406,250	50,013,625	49,767,580
U.S. Treasuries	91282CCJ8	U.S. Treasury Note	8/10/2021	6/30/2026	0.88	50,000,000	50,240,234	50,008,075	49,767,580
U.S. Treasuries	91282CCJ8	U.S. Treasury Note	9/24/2021	6/30/2026	0.88	50,000,000	49,937,500	49,997,845	49,767,580
U.S. Treasuries	91282CCJ8	U.S. Treasury Note	10/14/2021	6/30/2026	0.88	50,000,000	49,593,750	49,985,828	49,767,580
U.S. Treasuries	91282CCJ8	U.S. Treasury Note	1/4/2022	6/30/2026	0.88	50,000,000	49,027,344	49,964,372	49,767,580
U.S. Treasuries	91282CKY6	U.S. Treasury Note	12/16/2025	6/30/2026	4.63	100,000,000	100,546,875	100,167,411	100,148,440
U.S. Treasuries	912797TX5	U.S. Treasury Bill	2/19/2026	8/20/2026	0.00	100,000,000	98,230,556	98,920,834	98,883,400
U.S. Treasuries	912797TY3	U.S. Treasury Bill	2/26/2026	8/27/2026	0.00	25,000,000	24,554,226	24,710,982	24,710,813
U.S. Treasuries	91282CCW9	U.S. Treasury Note	9/28/2021	8/31/2026	0.75	50,000,000	49,449,219	49,962,628	49,513,670
U.S. Treasuries	91282CCZ2	U.S. Treasury Note	10/8/2021	9/30/2026	0.88	50,000,000	49,689,453	49,974,036	49,423,830
U.S. Treasuries	91282CCZ2	U.S. Treasury Note	10/8/2021	9/30/2026	0.88	50,000,000	49,671,875	49,972,566	49,423,830
U.S. Treasuries	91282CCZ2	U.S. Treasury Note	10/19/2021	9/30/2026	0.88	50,000,000	49,318,359	49,942,662	49,423,830
U.S. Treasuries	91282CDK4	U.S. Treasury Note	12/3/2021	11/30/2026	1.25	50,000,000	50,072,266	50,008,444	49,294,920
U.S. Treasuries	91282CDK4	U.S. Treasury Note	12/7/2021	11/30/2026	1.25	50,000,000	50,117,188	50,013,722	49,294,920
U.S. Treasuries	91282CDK4	U.S. Treasury Note	3/29/2022	11/30/2026	1.25	50,000,000	47,078,125	49,635,408	49,294,920
U.S. Treasuries	91282CDQ1	U.S. Treasury Note	3/29/2022	12/31/2026	1.25	50,000,000	47,107,422	49,593,907	49,195,315
U.S. Treasuries	91282CEF4	U.S. Treasury Note	4/6/2022	3/31/2027	2.50	25,000,000	24,757,813	24,955,555	24,721,680
U.S. Treasuries	91282CKV2	U.S. Treasury Note	6/26/2024	6/15/2027	4.63	50,000,000	50,199,219	50,075,350	50,434,850
U.S. Treasuries	91282CKV2	U.S. Treasury Note	7/9/2024	6/15/2027	4.63	50,000,000	50,292,969	50,112,154	50,434,850
U.S. Treasuries	91282CKV2	U.S. Treasury Note	10/8/2024	6/15/2027	4.63	50,000,000	50,906,250	50,379,145	50,434,850
U.S. Treasuries	91282CKV2	U.S. Treasury Note	5/15/2025	6/15/2027	4.63	50,000,000	50,603,516	50,325,153	50,434,850
U.S. Treasuries	91282CKV2	U.S. Treasury Note	7/8/2025	6/15/2027	4.63	50,000,000	50,667,969	50,387,365	50,434,850
U.S. Treasuries	91282CKV2	U.S. Treasury Note	7/9/2025	6/15/2027	4.63	50,000,000	50,654,297	50,379,974	50,434,850
U.S. Treasuries	91282CKV2	U.S. Treasury Note	7/25/2025	6/15/2027	4.63	50,000,000	50,632,813	50,376,019	50,434,850
U.S. Treasuries	91282CEW7	U.S. Treasury Note	3/21/2024	6/30/2027	3.25	50,000,000	48,203,125	49,361,478	49,677,735
U.S. Treasuries	91282CEW7	U.S. Treasury Note	4/3/2024	6/30/2027	3.25	50,000,000	48,113,281	49,322,185	49,677,735
U.S. Treasuries	91282CEW7	U.S. Treasury Note	9/26/2024	6/30/2027	3.25	50,000,000	49,683,594	49,866,462	49,677,735
U.S. Treasuries	91282CEW7	U.S. Treasury Note	7/25/2025	6/30/2027	3.25	50,000,000	49,398,438	49,637,356	49,677,735
U.S. Treasuries	91282CEW7	U.S. Treasury Note	11/12/2025	6/30/2027	3.25	50,000,000	49,728,516	49,806,083	49,677,735
U.S. Treasuries	91282CNV9	U.S. Treasury Note	11/20/2025	8/31/2027	3.63	50,000,000	50,035,156	50,026,381	49,855,470
U.S. Treasuries	91282CNV9	U.S. Treasury Note	11/21/2025	8/31/2027	3.63	75,000,000	75,058,594	75,044,036	74,783,205
U.S. Treasuries	91282CLL3	U.S. Treasury Note	10/1/2024	9/15/2027	3.38	50,000,000	49,785,156	49,900,045	49,681,640
U.S. Treasuries	91282CLQ2	U.S. Treasury Note	11/20/2025	10/15/2027	3.88	50,000,000	50,273,438	50,209,609	50,005,860
U.S. Treasuries	91282CLQ2	U.S. Treasury Note	11/18/2025	10/15/2027	3.88	75,000,000	75,363,281	75,277,680	75,008,790
U.S. Treasuries	91282CPE5	U.S. Treasury Note	11/18/2025	10/31/2027	3.50	75,000,000	74,835,938	74,873,727	74,537,250
U.S. Treasuries	91282CLX7	U.S. Treasury Note	2/12/2025	11/15/2027	4.13	61,000,000	60,692,617	60,827,976	61,228,750
U.S. Treasuries	91282CLX7	U.S. Treasury Note	11/12/2025	11/15/2027	4.13	70,000,000	70,738,281	70,567,056	70,262,500

# Investment Inventory

## Pooled Fund

Type of Investment	CUSIP	Issuer Name	Settle Date	Maturity Date	Coupon	Par Value	Original Cost	Amortized Book	Market Value
U.S. Treasuries	91282CMB4	U.S. Treasury Note	12/16/2024	12/15/2027	4.00	50,000,000	49,718,750	49,847,549	50,057,050
U.S. Treasuries	91282CMB4	U.S. Treasury Note	12/16/2024	12/15/2027	4.00	50,000,000	49,712,891	49,844,373	50,057,050
U.S. Treasuries	91282CMB4	U.S. Treasury Note	12/8/2025	12/15/2027	4.00	50,000,000	50,425,781	50,342,589	50,057,050
U.S. Treasuries	91282CMN8	U.S. Treasury Note	11/14/2025	2/15/2028	4.25	50,000,000	50,714,844	50,568,922	50,310,545
U.S. Treasuries	91282CMN8	U.S. Treasury Note	11/20/2025	2/15/2028	4.25	90,000,000	91,321,875	91,059,765	90,558,981
U.S. Treasuries	91282CMS7	U.S. Treasury Note	3/20/2026	3/15/2028	3.88	40,000,000	40,018,750	40,017,665	39,992,188
U.S. Treasuries	91282CMS7	U.S. Treasury Note	3/20/2026	3/15/2028	3.88	50,000,000	50,021,484	50,020,241	49,990,235
U.S. Treasuries	9128284N7	U.S. Treasury Note	4/9/2024	5/15/2028	2.88	65,000,000	61,082,227	63,050,273	63,717,771
U.S. Treasuries	91282CND9	U.S. Treasury Note	5/15/2025	5/15/2028	3.75	70,000,000	69,485,938	69,650,569	69,811,329
U.S. Treasuries	91282CNH0	U.S. Treasury Note	11/21/2025	6/15/2028	3.88	50,000,000	50,404,297	50,334,829	49,990,235
U.S. Treasuries	91282CNH0	U.S. Treasury Note	1/14/2026	6/15/2028	3.88	50,000,000	50,375,000	50,329,558	49,990,235
U.S. Treasuries	91282CHK0	U.S. Treasury Note	1/5/2024	6/30/2028	4.00	50,000,000	49,974,609	49,987,739	50,119,140
U.S. Treasuries	91282CHK0	U.S. Treasury Note	1/18/2024	6/30/2028	4.00	50,000,000	49,927,734	49,964,823	50,119,140
U.S. Treasuries	91282CHK0	U.S. Treasury Note	1/18/2024	6/30/2028	4.00	50,000,000	49,904,297	49,953,415	50,119,140
U.S. Treasuries	91282CHK0	U.S. Treasury Note	2/6/2024	6/30/2028	4.00	50,000,000	49,677,734	49,841,275	50,119,140
U.S. Treasuries	91282CHK0	U.S. Treasury Note	2/27/2024	6/30/2028	4.00	50,000,000	49,298,828	49,650,078	50,119,140
U.S. Treasuries	91282CHK0	U.S. Treasury Note	5/13/2024	6/30/2028	4.00	50,000,000	48,939,453	49,444,074	50,119,140
U.S. Treasuries	91282CHX2	U.S. Treasury Note	12/12/2023	8/31/2028	4.38	50,000,000	50,115,234	50,057,016	50,525,390
U.S. Treasuries	91282CHX2	U.S. Treasury Note	5/14/2025	8/31/2028	4.38	50,000,000	50,550,781	50,389,889	50,525,390
U.S. Treasuries	91282CNY3	U.S. Treasury Note	12/19/2025	9/15/2028	3.38	55,000,000	54,817,383	54,841,647	54,351,171
U.S. Treasuries	91282CPK1	U.S. Treasury Note	1/27/2026	11/15/2028	3.50	62,000,000	61,752,969	61,775,668	61,392,109
U.S. Treasuries	91282CJW2	U.S. Treasury Note	1/27/2026	1/31/2029	4.00	55,000,000	55,524,219	55,479,422	55,133,205
U.S. Treasuries	91282CJW2	U.S. Treasury Note	5/13/2025	1/31/2029	4.00	60,000,000	59,927,344	59,946,216	60,145,314
U.S. Treasuries	91282CJW2	U.S. Treasury Note	10/8/2024	1/31/2029	4.00	65,000,000	65,266,602	65,170,178	65,157,424
U.S. Treasuries	9128286B1	U.S. Treasury Note	4/11/2024	2/15/2029	2.63	50,000,000	45,710,938	47,527,311	48,316,405
U.S. Treasuries	91282CKD2	U.S. Treasury Note	4/8/2024	2/28/2029	4.25	50,000,000	49,773,438	49,868,906	50,449,220
U.S. Treasuries	91282CKD2	U.S. Treasury Note	5/13/2025	2/28/2029	4.25	75,000,000	75,568,359	75,423,708	75,673,830
U.S. Treasuries	91282CKP5	U.S. Treasury Note	10/24/2024	4/30/2029	4.63	50,000,000	51,171,875	50,778,170	50,998,045
U.S. Treasuries	91282CKP5	U.S. Treasury Note	12/20/2024	4/30/2029	4.63	51,000,000	51,448,242	51,308,307	52,018,006
U.S. Treasuries	91282CKT7	U.S. Treasury Note	10/23/2024	5/31/2029	4.50	50,000,000	51,039,063	50,696,005	50,839,845
U.S. Treasuries	91282CLC3	U.S. Treasury Note	10/1/2024	7/31/2029	4.00	50,000,000	51,046,875	50,704,445	50,029,500
U.S. Treasuries	91282CLC3	U.S. Treasury Note	10/24/2024	7/31/2029	4.00	50,000,000	49,888,672	49,924,097	50,029,500
U.S. Treasuries	91282CLC3	U.S. Treasury Note	10/7/2024	7/31/2029	4.00	65,000,000	65,563,672	65,380,591	65,038,350
U.S. Treasuries	91282CFJ5	U.S. Treasury Note	10/1/2024	8/31/2029	3.13	50,000,000	49,041,016	49,349,280	48,744,140
U.S. Treasuries	91282CFJ5	U.S. Treasury Note	10/3/2024	8/31/2029	3.13	65,000,000	63,664,453	64,092,752	63,367,382
U.S. Treasuries	91282CFT3	U.S. Treasury Note	5/30/2025	10/31/2029	4.00	60,000,000	59,988,281	59,990,719	60,098,436
U.S. Treasuries	91282CLR0	U.S. Treasury Note	11/25/2024	10/31/2029	4.13	50,000,000	49,611,328	49,723,980	50,287,110
U.S. Treasuries	91282CGQ8	U.S. Treasury Note	4/10/2025	2/28/2030	4.00	50,000,000	49,927,734	49,943,362	50,060,545
U.S. Treasuries	91282CGQ8	U.S. Treasury Note	12/10/2025	2/28/2030	4.00	75,000,000	75,785,156	75,712,806	75,090,818
U.S. Treasuries	91282CMZ1	U.S. Treasury Note	5/22/2025	4/30/2030	3.88	50,000,000	49,468,750	49,570,053	49,820,315
U.S. Treasuries	91282CMZ1	U.S. Treasury Note	12/8/2025	4/30/2030	3.88	60,000,000	60,478,125	60,435,201	59,784,378
U.S. Treasuries	91282CHF1	U.S. Treasury Note	12/8/2025	5/31/2030	3.75	65,000,000	65,192,969	65,175,973	64,438,868
U.S. Treasuries	91282CNN7	U.S. Treasury Note	12/9/2025	7/31/2030	3.88	50,000,000	50,267,578	50,245,004	49,710,950
U.S. Treasuries	91282CNN7	U.S. Treasury Note	12/9/2025	7/31/2030	3.88	50,000,000	50,257,813	50,236,062	49,710,950
U.S. Treasuries	91282CNN7	U.S. Treasury Note	12/10/2025	7/31/2030	3.88	50,000,000	50,251,953	50,230,833	49,710,950
U.S. Treasuries	91282CNN7	U.S. Treasury Note	12/16/2025	7/31/2030	3.88	50,000,000	50,367,188	50,337,604	49,710,950
U.S. Treasuries	91282CNN7	U.S. Treasury Note	12/16/2025	7/31/2030	3.88	50,000,000	50,343,750	50,316,055	49,710,950

# Investment Inventory

## Pooled Fund

Type of Investment	CUSIP	Issuer Name	Settle Date	Maturity Date	Coupon	Par Value	Original Cost	Amortized Book	Market Value
U.S. Treasuries	91282CPA3	U.S. Treasury Note	10/22/2025	9/30/2030	3.63	50,000,000	50,160,156	50,143,200	49,251,955
U.S. Treasuries	91282CPA3	U.S. Treasury Note	10/24/2025	9/30/2030	3.63	50,000,000	50,097,656	50,087,414	49,251,955
U.S. Treasuries	91282CPA3	U.S. Treasury Note	10/24/2025	9/30/2030	3.63	50,000,000	50,054,688	50,048,952	49,251,955
U.S. Treasuries	91282CPD7	U.S. Treasury Note	12/8/2025	10/31/2030	3.63	60,000,000	59,779,688	59,797,431	59,078,904
U.S. Treasuries	91282CPR6	U.S. Treasury Note	1/16/2026	12/31/2030	3.63	50,000,000	49,703,125	49,720,347	49,193,360
U.S. Treasuries	91282CPR6	U.S. Treasury Note	1/20/2026	12/31/2030	3.63	50,000,000	49,562,500	49,586,967	49,193,360
U.S. Treasuries	91282CPR6	U.S. Treasury Note	1/7/2026	12/31/2030	3.63	60,000,000	59,737,500	59,753,951	59,032,032
U.S. Treasuries	91282CQG9	U.S. Treasury Note	4/8/2026	3/31/2031	3.88	100,000,000	99,433,594	99,440,760	99,363,280
<b>Subtotals</b>					<b>3.26</b>	<b>5,459,000,000</b>	<b>5,447,797,393</b>	<b>5,456,527,931</b>	<b>5,442,457,277</b>
Federal Agencies	313385WN2	Federal Home Loan Bank Discount	10/16/2025	5/8/2026	0.00	25,000,000	24,490,000	24,982,500	24,977,500
Federal Agencies	3130AVWS7	Federal Home Loan Bank	5/10/2023	6/12/2026	3.75	17,045,000	16,991,479	17,043,009	17,043,636
Federal Agencies	3130AVWS7	Federal Home Loan Bank	5/17/2023	6/12/2026	3.75	20,000,000	19,939,200	19,997,724	19,998,400
Federal Agencies	3130AWAH3	Federal Home Loan Bank	6/1/2023	6/12/2026	4.00	10,000,000	9,934,300	9,997,507	10,002,800
Federal Agencies	3130AWAH3	Federal Home Loan Bank	6/1/2023	6/12/2026	4.00	15,000,000	14,899,350	14,996,181	15,004,200
Federal Agencies	3130AWLZ1	Federal Home Loan Bank	7/10/2023	6/12/2026	4.75	50,000,000	49,856,000	49,994,337	50,051,000
Federal Agencies	3130B1BT3	Federal Home Loan Bank	6/18/2024	6/12/2026	4.88	13,485,000	13,505,093	13,486,166	13,501,182
Federal Agencies	3133ERHD6	Federal Farm Credit Bank	6/18/2024	6/12/2026	4.88	20,000,000	20,030,400	20,001,764	20,024,000
Federal Agencies	3133ERHD6	Federal Farm Credit Bank	6/18/2024	6/12/2026	4.88	32,000,000	32,051,200	32,002,970	32,038,400
Federal Agencies	3133EPMU6	Federal Farm Credit Bank	6/15/2023	6/15/2026	4.25	20,000,000	19,969,200	19,998,735	20,010,600
Federal Agencies	3133EPMU6	Federal Farm Credit Bank	6/15/2023	6/15/2026	4.25	24,700,000	24,640,226	24,697,546	24,713,091
Federal Agencies	3133EPMU6	Federal Farm Credit Bank	6/15/2023	6/15/2026	4.25	30,000,000	29,951,400	29,998,005	30,015,900
Federal Agencies	3133EPNG6	Federal Farm Credit Bank	6/23/2023	6/23/2026	4.38	25,000,000	24,986,750	24,999,359	25,017,500
Federal Agencies	3133EPNG6	Federal Farm Credit Bank	6/23/2023	6/23/2026	4.38	25,000,000	24,986,750	24,999,359	25,017,500
Federal Agencies	3133EPNG6	Federal Farm Credit Bank	6/23/2023	6/23/2026	4.38	50,000,000	49,973,500	49,998,719	50,035,000
Federal Agencies	3133EPVP7	Federal Farm Credit Bank	9/8/2023	7/8/2026	4.75	10,000,000	9,991,700	9,999,454	10,018,000
Federal Agencies	3133EPVP7	Federal Farm Credit Bank	9/8/2023	7/8/2026	4.75	19,000,000	18,984,800	18,999,000	19,034,200
Federal Agencies	3133EPVP7	Federal Farm Credit Bank	9/8/2023	7/8/2026	4.75	21,000,000	20,982,780	20,998,868	21,037,800
Federal Agencies	3130ANNM8	Federal Home Loan Bank	8/19/2021	7/13/2026	1.05	25,000,000	25,000,000	25,000,000	24,864,500
Federal Agencies	3130ANNM8	Federal Home Loan Bank	8/19/2021	7/13/2026	1.05	25,000,000	25,000,000	25,000,000	24,864,500
Federal Agencies	3130ANNM8	Federal Home Loan Bank	8/19/2021	7/13/2026	1.05	25,000,000	25,000,000	25,000,000	24,864,500
Federal Agencies	3130ANNM8	Federal Home Loan Bank	8/19/2021	7/13/2026	1.05	25,000,000	25,000,000	25,000,000	24,864,500
Federal Agencies	313385ZG4	Federal Home Loan Bank Discount	1/6/2026	7/13/2026	0.00	15,000,000	14,729,358	14,894,910	14,887,350
Federal Agencies	313385ZS8	Federal Home Loan Bank Discount	1/6/2026	7/23/2026	0.00	15,000,000	14,715,375	14,880,688	14,872,350
Federal Agencies	313385ZT6	Federal Home Loan Bank Discount	1/6/2026	7/24/2026	0.00	50,000,000	49,043,694	49,596,333	49,569,500
Federal Agencies	3130ANMP2	Federal Home Loan Bank	8/20/2021	7/27/2026	1.07	25,000,000	25,000,000	25,000,000	24,836,750
Federal Agencies	3130ANMP2	Federal Home Loan Bank	8/20/2021	7/27/2026	1.07	25,000,000	25,000,000	25,000,000	24,836,750
Federal Agencies	3130ANMP2	Federal Home Loan Bank	8/20/2021	7/27/2026	1.07	25,000,000	25,000,000	25,000,000	24,836,750
Federal Agencies	3130ANMP2	Federal Home Loan Bank	8/20/2021	7/27/2026	1.07	25,000,000	25,000,000	25,000,000	24,836,750
Federal Agencies	3133EPZY4	Federal Farm Credit Bank	10/30/2023	7/30/2026	5.00	3,000,000	2,991,930	2,999,277	3,007,890
Federal Agencies	3133EPZY4	Federal Farm Credit Bank	10/30/2023	7/30/2026	5.00	9,615,000	9,589,136	9,612,681	9,640,287
Federal Agencies	3133EPZY4	Federal Farm Credit Bank	10/30/2023	7/30/2026	5.00	16,000,000	15,956,960	15,996,142	16,042,080
Federal Agencies	3133EPZY4	Federal Farm Credit Bank	10/30/2023	7/30/2026	5.00	25,000,000	24,936,750	24,994,330	25,065,750
Federal Agencies	313385A97	Federal Home Loan Bank Discount	1/13/2026	8/7/2026	0.00	10,000,000	9,800,867	9,905,267	9,900,100
Federal Agencies	3130ANTG5	Federal Home Loan Bank	9/13/2021	8/10/2026	1.05	25,000,000	25,000,000	25,000,000	24,809,250
Federal Agencies	3130ANTG5	Federal Home Loan Bank	9/13/2021	8/10/2026	1.05	25,000,000	25,000,000	25,000,000	24,809,250
Federal Agencies	3130ANTG5	Federal Home Loan Bank	9/13/2021	8/10/2026	1.05	25,000,000	25,000,000	25,000,000	24,809,250

# Investment Inventory

## Pooled Fund

Type of Investment	CUSIP	Issuer Name	Settle Date	Maturity Date	Coupon	Par Value	Original Cost	Amortized Book	Market Value
Federal Agencies	3130ANTG5	Federal Home Loan Bank	9/13/2021	8/10/2026	1.05	25,000,000	25,000,000	25,000,000	24,809,250
Federal Agencies	313385B47	Federal Home Loan Bank Discount	1/13/2026	8/10/2026	0.00	25,000,000	24,495,642	24,756,267	24,742,750
Federal Agencies	313385B62	Federal Home Loan Bank Discount	1/13/2026	8/12/2026	0.00	51,000,000	49,961,265	50,492,940	50,465,520
Federal Agencies	313385B88	Federal Home Loan Bank Discount	2/17/2026	8/14/2026	0.00	22,900,000	22,500,872	22,664,559	22,655,428
Federal Agencies	3133EPSW6	Federal Farm Credit Bank	8/14/2023	8/14/2026	4.50	50,000,000	49,885,000	49,988,983	50,102,500
Federal Agencies	313385D29	Federal Home Loan Bank Discount	2/25/2026	8/24/2026	0.00	15,000,000	14,734,875	14,830,615	14,824,800
Federal Agencies	313385D29	Federal Home Loan Bank Discount	2/25/2026	8/24/2026	0.00	25,000,000	24,558,125	24,717,691	24,708,000
Federal Agencies	313385D29	Federal Home Loan Bank Discount	2/25/2026	8/24/2026	0.00	25,000,000	24,558,125	24,717,691	24,708,000
Federal Agencies	313385D45	Federal Home Loan Bank Discount	3/2/2026	8/26/2026	0.00	51,000,000	50,112,345	50,413,245	50,394,120
Federal Agencies	3130AP6T7	Federal Home Loan Bank	10/1/2021	9/3/2026	1.08	25,000,000	25,000,000	25,000,000	24,765,750
Federal Agencies	3130AP6T7	Federal Home Loan Bank	10/1/2021	9/3/2026	1.08	25,000,000	25,000,000	25,000,000	24,765,750
Federal Agencies	3130AP6T7	Federal Home Loan Bank	10/1/2021	9/3/2026	1.08	25,000,000	25,000,000	25,000,000	24,765,750
Federal Agencies	3130AP6T7	Federal Home Loan Bank	10/1/2021	9/3/2026	1.08	25,000,000	25,000,000	25,000,000	24,765,750
Federal Agencies	3130B2PJ8	Federal Home Loan Bank	9/13/2024	9/4/2026	3.63	19,000,000	18,974,730	18,995,584	18,991,830
Federal Agencies	3130B2PJ8	Federal Home Loan Bank	9/13/2024	9/4/2026	3.63	25,000,000	24,966,750	24,994,189	24,989,250
Federal Agencies	3130B2PJ8	Federal Home Loan Bank	9/13/2024	9/4/2026	3.63	25,900,000	25,865,553	25,893,980	25,888,863
Federal Agencies	3130B2PJ8	Federal Home Loan Bank	9/13/2024	9/4/2026	3.63	50,000,000	49,933,500	49,988,379	49,978,500
Federal Agencies	3133EMAX7	Federal Farm Credit Bank	12/12/2023	9/10/2026	0.80	28,975,000	26,174,277	28,606,410	28,661,201
Federal Agencies	3130AXCP1	Federal Home Loan Bank	10/18/2023	9/11/2026	4.88	11,895,000	11,821,965	11,885,827	11,938,060
Federal Agencies	313385G67	Federal Home Loan Bank Discount	3/16/2026	9/21/2026	0.00	15,585,000	15,292,898	15,363,992	15,359,329
Federal Agencies	313385G67	Federal Home Loan Bank Discount	3/17/2026	9/21/2026	0.00	25,000,000	24,535,875	24,646,969	24,638,000
Federal Agencies	313385G67	Federal Home Loan Bank Discount	3/17/2026	9/21/2026	0.00	40,000,000	39,257,400	39,435,150	39,420,800
Federal Agencies	313385G67	Federal Home Loan Bank Discount	3/17/2026	9/21/2026	0.00	50,000,000	49,071,750	49,293,938	49,276,000
Federal Agencies	313385G91	Federal Home Loan Bank Discount	2/24/2026	9/24/2026	0.00	25,000,000	24,483,986	24,644,632	24,630,500
Federal Agencies	313385G91	Federal Home Loan Bank Discount	2/24/2026	9/24/2026	0.00	25,000,000	24,483,986	24,644,632	24,630,500
Federal Agencies	313385G91	Federal Home Loan Bank Discount	2/24/2026	9/24/2026	0.00	25,000,000	24,483,986	24,644,632	24,630,500
Federal Agencies	3130B3A29	Federal Home Loan Bank	10/11/2024	10/9/2026	4.00	15,000,000	14,996,850	14,999,303	15,012,150
Federal Agencies	3130B3A29	Federal Home Loan Bank	10/11/2024	10/9/2026	4.00	25,000,000	24,994,750	24,998,839	25,020,250
Federal Agencies	3130B3A29	Federal Home Loan Bank	10/11/2024	10/9/2026	4.00	25,000,000	24,994,750	24,998,839	25,020,250
Federal Agencies	3130B3A29	Federal Home Loan Bank	10/11/2024	10/9/2026	4.00	50,000,000	49,989,500	49,997,678	50,040,500
Federal Agencies	3130APPR0	Federal Home Loan Bank	11/18/2021	10/19/2026	1.43	25,000,000	25,000,000	25,000,000	24,719,250
Federal Agencies	3130APPR0	Federal Home Loan Bank	11/18/2021	10/19/2026	1.43	25,000,000	25,000,000	25,000,000	24,719,250
Federal Agencies	3130APPR0	Federal Home Loan Bank	11/18/2021	10/19/2026	1.43	25,000,000	25,000,000	25,000,000	24,719,250
Federal Agencies	3130APPR0	Federal Home Loan Bank	11/18/2021	10/19/2026	1.43	25,000,000	25,000,000	25,000,000	24,719,250
Federal Agencies	3133EPZA6	Federal Farm Credit Bank	10/20/2023	10/20/2026	4.88	14,000,000	13,904,940	13,985,082	14,064,820
Federal Agencies	3133EPZA6	Federal Farm Credit Bank	10/20/2023	10/20/2026	4.88	30,000,000	29,834,100	29,973,965	30,138,900
Federal Agencies	3133ETJS7	Federal Farm Credit Bank	5/29/2025	11/10/2026	4.00	12,600,000	12,581,352	12,593,209	12,604,662
Federal Agencies	3130AQ7L1	Federal Home Loan Bank	12/16/2021	11/16/2026	1.61	25,000,000	25,000,000	25,000,000	24,696,500
Federal Agencies	3130AQ7L1	Federal Home Loan Bank	12/16/2021	11/16/2026	1.61	25,000,000	25,000,000	25,000,000	24,696,500
Federal Agencies	3130AQ7L1	Federal Home Loan Bank	12/16/2021	11/16/2026	1.61	25,000,000	25,000,000	25,000,000	24,696,500
Federal Agencies	3130AQ7L1	Federal Home Loan Bank	12/16/2021	11/16/2026	1.61	25,000,000	25,000,000	25,000,000	24,696,500
Federal Agencies	3130AXU63	Federal Home Loan Bank	11/17/2023	11/17/2026	4.63	50,000,000	49,911,500	49,983,850	50,240,000
Federal Agencies	3130AQJ95	Federal Home Loan Bank	1/14/2022	12/14/2026	1.65	25,000,000	25,000,000	25,000,000	24,662,750
Federal Agencies	3130AQJ95	Federal Home Loan Bank	1/14/2022	12/14/2026	1.65	25,000,000	25,000,000	25,000,000	24,662,750
Federal Agencies	3130AQJ95	Federal Home Loan Bank	1/14/2022	12/14/2026	1.65	25,000,000	25,000,000	25,000,000	24,662,750
Federal Agencies	3130AQJ95	Federal Home Loan Bank	1/14/2022	12/14/2026	1.65	25,000,000	25,000,000	25,000,000	24,662,750
Federal Agencies	3133ET5B9	Federal Farm Credit Bank	12/22/2025	12/22/2026	3.50	15,000,000	14,993,850	14,996,040	14,970,450

# Investment Inventory

## Pooled Fund

Type of Investment	CUSIP	Issuer Name	Settle Date	Maturity Date	Coupon	Par Value	Original Cost	Amortized Book	Market Value
Federal Agencies	3133ET5B9	Federal Farm Credit Bank	12/22/2025	12/22/2026	3.50	37,000,000	36,984,830	36,990,233	36,927,110
Federal Agencies	3133ET5B9	Federal Farm Credit Bank	12/22/2025	12/22/2026	3.50	45,000,000	44,981,550	44,988,121	44,911,350
Federal Agencies	3133ERWR8	Federal Farm Credit Bank	10/8/2024	1/7/2027	3.50	12,500,000	12,373,750	12,461,402	12,467,625
Federal Agencies	3130AYPN0	Federal Home Loan Bank	1/29/2024	1/15/2027	4.13	12,000,000	11,973,000	11,993,537	12,031,200
Federal Agencies	3130AYPN0	Federal Home Loan Bank	12/9/2025	1/15/2027	4.13	20,000,000	20,101,800	20,065,588	20,052,000
Federal Agencies	3130AYPN0	Federal Home Loan Bank	1/29/2024	1/15/2027	4.13	25,000,000	24,943,750	24,986,535	25,065,000
Federal Agencies	3130AYPN0	Federal Home Loan Bank	1/29/2024	1/15/2027	4.13	29,350,000	29,283,963	29,334,193	29,426,310
Federal Agencies	3130AYPN0	Federal Home Loan Bank	1/29/2024	1/15/2027	4.13	50,000,000	49,887,500	49,973,071	50,130,000
Federal Agencies	3133EPX91	Federal Farm Credit Bank	1/25/2024	1/25/2027	4.13	5,000,000	4,992,850	4,998,245	5,011,050
Federal Agencies	3133EPX91	Federal Farm Credit Bank	1/25/2024	1/25/2027	4.13	10,000,000	9,986,600	9,996,711	10,022,100
Federal Agencies	3133EPX91	Federal Farm Credit Bank	1/25/2024	1/25/2027	4.13	25,000,000	24,968,500	24,992,269	25,055,250
Federal Agencies	3133EPX91	Federal Farm Credit Bank	1/25/2024	1/25/2027	4.13	35,000,000	34,955,900	34,989,176	35,077,350
Federal Agencies	3133EPX91	Federal Farm Credit Bank	1/25/2024	1/25/2027	4.13	50,000,000	49,933,000	49,983,556	50,110,500
Federal Agencies	3133ER4A6	Federal Farm Credit Bank	2/18/2025	2/18/2027	4.25	2,000,000	1,997,860	1,999,141	2,005,700
Federal Agencies	3133ER4A6	Federal Farm Credit Bank	2/18/2025	2/18/2027	4.25	25,000,000	24,974,250	24,989,665	25,071,250
Federal Agencies	3133ER4A6	Federal Farm Credit Bank	2/18/2025	2/18/2027	4.25	30,000,000	29,967,600	29,986,996	30,085,500
Federal Agencies	3133ERD24	Federal Farm Credit Bank	11/18/2024	2/18/2027	4.25	30,000,000	29,983,500	29,994,119	30,085,500
Federal Agencies	3133ETUE5	Federal Farm Credit Bank	8/22/2025	2/22/2027	3.75	15,000,000	14,980,050	14,989,207	14,990,700
Federal Agencies	3133ETUE5	Federal Farm Credit Bank	8/22/2025	2/22/2027	3.75	25,000,000	24,967,500	24,982,418	24,984,500
Federal Agencies	3133ETUE5	Federal Farm Credit Bank	8/22/2025	2/22/2027	3.75	35,000,000	34,950,650	34,973,302	34,978,300
Federal Agencies	3133ETUE5	Federal Farm Credit Bank	8/22/2025	2/22/2027	3.75	40,000,000	39,946,800	39,971,220	39,975,200
Federal Agencies	3133ETJF5	Federal Farm Credit Bank	5/23/2025	2/23/2027	4.00	10,000,000	9,993,800	9,997,118	10,002,200
Federal Agencies	3133ETJF5	Federal Farm Credit Bank	5/23/2025	2/23/2027	4.00	45,000,000	44,972,100	44,987,029	45,009,900
Federal Agencies	3130ARB59	Federal Home Loan Bank	3/22/2022	3/8/2027	2.35	25,000,000	25,000,000	25,000,000	24,687,000
Federal Agencies	3130ARB59	Federal Home Loan Bank	3/22/2022	3/8/2027	2.35	25,000,000	25,000,000	25,000,000	24,687,000
Federal Agencies	3130ARB59	Federal Home Loan Bank	3/22/2022	3/8/2027	2.35	25,000,000	25,000,000	25,000,000	24,687,000
Federal Agencies	3130ARB59	Federal Home Loan Bank	3/22/2022	3/8/2027	2.35	25,000,000	25,000,000	25,000,000	24,687,000
Federal Agencies	3133ENRD4	Federal Farm Credit Bank	3/16/2022	3/10/2027	1.68	48,573,000	47,432,020	48,376,777	47,737,059
Federal Agencies	3133EP6K6	Federal Farm Credit Bank	4/2/2024	3/26/2027	4.50	50,000,000	49,910,000	49,972,785	50,266,000
Federal Agencies	3133ENTS9	Federal Farm Credit Bank	4/6/2022	4/5/2027	2.60	22,500,000	22,392,338	22,480,001	22,249,125
Federal Agencies	3133ENTS9	Federal Farm Credit Bank	4/6/2022	4/5/2027	2.60	24,500,000	24,377,010	24,477,154	24,226,825
Federal Agencies	3133ENTS9	Federal Farm Credit Bank	4/6/2022	4/5/2027	2.60	25,000,000	24,804,000	24,963,592	24,721,250
Federal Agencies	3130B0TY5	Federal Home Loan Bank	4/11/2024	4/9/2027	4.75	17,000,000	16,955,120	16,985,916	17,146,370
Federal Agencies	3130B0TY5	Federal Home Loan Bank	4/11/2024	4/9/2027	4.75	20,000,000	19,947,200	19,983,431	20,172,200
Federal Agencies	3130B0TY5	Federal Home Loan Bank	4/11/2024	4/9/2027	4.75	40,000,000	39,894,400	39,966,861	40,344,400
Federal Agencies	3130B0TY5	Federal Home Loan Bank	4/11/2024	4/9/2027	4.75	48,000,000	47,873,280	47,960,233	48,413,280
Federal Agencies	3133ERDS7	Federal Farm Credit Bank	5/13/2024	5/6/2027	4.75	12,727,000	12,740,236	12,731,501	12,832,252
Federal Agencies	3133EN2L3	Federal Farm Credit Bank	11/17/2022	5/17/2027	4.13	4,650,000	4,646,792	4,649,256	4,663,392
Federal Agencies	3133EN2L3	Federal Farm Credit Bank	11/17/2022	5/17/2027	4.13	5,000,000	4,996,550	4,999,199	5,014,400
Federal Agencies	3133EN2L3	Federal Farm Credit Bank	11/17/2022	5/17/2027	4.13	21,000,000	20,987,001	20,996,984	21,060,480
Federal Agencies	3133EN2L3	Federal Farm Credit Bank	11/17/2022	5/17/2027	4.13	25,000,000	24,982,750	24,995,997	25,072,000
Federal Agencies	3133EPP66	Federal Farm Credit Bank	12/20/2023	5/20/2027	4.00	31,000,000	30,905,760	30,970,980	31,049,600
Federal Agencies	3133EPP66	Federal Farm Credit Bank	12/20/2023	5/20/2027	4.00	58,850,000	58,662,269	58,792,190	58,944,160
Federal Agencies	3130B6R24	Federal Home Loan Bank	6/13/2025	6/4/2027	3.88	10,000,000	9,986,700	9,992,640	9,999,600
Federal Agencies	3130B6R24	Federal Home Loan Bank	6/13/2025	6/4/2027	3.88	13,000,000	12,982,710	12,999,432	12,999,480
Federal Agencies	3130B6R24	Federal Home Loan Bank	6/13/2025	6/4/2027	3.88	16,500,000	16,478,055	16,487,856	16,499,340
Federal Agencies	3130B6R24	Federal Home Loan Bank	6/13/2025	6/4/2027	3.88	20,000,000	19,973,400	19,985,280	19,999,200

# Investment Inventory

## Pooled Fund

Type of Investment	CUSIP	Issuer Name	Settle Date	Maturity Date	Coupon	Par Value	Original Cost	Amortized Book	Market Value
Federal Agencies	3130B6R24	Federal Home Loan Bank	6/13/2025	6/4/2027	3.88	36,000,000	35,952,120	35,973,503	35,998,560
Federal Agencies	3130ASGU7	Federal Home Loan Bank	7/19/2022	6/11/2027	3.50	10,000,000	10,141,500	10,032,130	9,959,900
Federal Agencies	3130ASGU7	Federal Home Loan Bank	7/19/2022	6/11/2027	3.50	12,375,000	12,552,829	12,415,379	12,325,376
Federal Agencies	3130ASGU7	Federal Home Loan Bank	7/20/2022	6/11/2027	3.50	21,725,000	22,016,550	21,791,239	21,637,883
Federal Agencies	3130AX4E5	Federal Home Loan Bank	5/13/2024	6/11/2027	4.50	11,000,000	10,937,190	10,977,312	11,069,806
Federal Agencies	3130B1EF0	Federal Home Loan Bank	7/10/2024	6/11/2027	4.63	20,700,000	20,795,634	20,736,423	20,859,266
Federal Agencies	3133EPMV4	Federal Farm Credit Bank	6/15/2023	6/15/2027	4.13	28,940,000	28,911,928	28,932,122	29,008,588
Federal Agencies	3133ENZK9	Federal Farm Credit Bank	7/7/2022	6/28/2027	3.24	27,865,000	28,099,066	27,919,491	27,648,489
Federal Agencies	3133ERJZ5	Federal Farm Credit Bank	6/28/2024	6/28/2027	4.50	30,000,000	29,985,840	29,994,530	30,212,700
Federal Agencies	3133ERV99	Federal Farm Credit Bank	9/30/2024	7/1/2027	3.50	55,000,000	54,925,200	54,968,262	54,768,450
Federal Agencies	3133ERKM2	Federal Farm Credit Bank	7/9/2024	7/8/2027	4.50	25,000,000	25,033,250	25,013,160	25,146,750
Federal Agencies	3133ERKM2	Federal Farm Credit Bank	7/10/2024	7/8/2027	4.50	25,000,000	25,025,500	25,010,102	25,146,750
Federal Agencies	3133ERMB4	Federal Farm Credit Bank	7/23/2024	7/23/2027	4.25	10,000,000	9,996,500	9,998,568	10,041,400
Federal Agencies	3133ERMB4	Federal Farm Credit Bank	7/23/2024	7/23/2027	4.25	15,000,000	14,994,750	14,997,852	15,062,100
Federal Agencies	3133ETSX6	Federal Farm Credit Bank	8/11/2025	8/11/2027	3.63	5,000,000	4,989,950	4,993,571	4,983,200
Federal Agencies	3133ETSX6	Federal Farm Credit Bank	8/11/2025	8/11/2027	3.63	5,000,000	4,989,750	4,993,443	4,983,200
Federal Agencies	3133ETSX6	Federal Farm Credit Bank	8/11/2025	8/11/2027	3.63	7,000,000	6,985,930	6,990,999	6,976,480
Federal Agencies	3133EPBM6	Federal Farm Credit Bank	2/23/2023	8/23/2027	4.13	10,000,000	9,974,000	9,992,415	10,030,200
Federal Agencies	3130B82L5	Federal Home Loan Bank	10/9/2025	10/4/2027	3.50	20,000,000	19,959,400	19,970,824	19,887,000
Federal Agencies	3130B82L5	Federal Home Loan Bank	10/9/2025	10/4/2027	3.50	25,000,000	24,949,250	24,963,530	24,858,750
Federal Agencies	3130B82L5	Federal Home Loan Bank	10/9/2025	10/4/2027	3.50	41,000,000	40,916,770	40,940,189	40,768,350
Federal Agencies	3130B82L5	Federal Home Loan Bank	10/9/2025	10/4/2027	3.50	50,000,000	49,898,500	49,927,060	49,717,500
Federal Agencies	3133ET6R3	Federal Farm Credit Bank	1/8/2026	10/8/2027	3.38	15,000,000	14,977,650	14,981,609	14,891,550
Federal Agencies	3133ERXJ5	Federal Farm Credit Bank	10/15/2024	10/15/2027	3.88	5,000,000	4,997,250	4,998,664	4,996,300
Federal Agencies	3133ERXJ5	Federal Farm Credit Bank	10/15/2024	10/15/2027	3.88	8,000,000	7,996,160	7,998,134	7,994,080
Federal Agencies	3133ETM95	Federal Farm Credit Bank	10/27/2025	10/27/2027	3.38	9,320,000	9,298,844	9,304,234	9,242,924
Federal Agencies	3133ETM95	Federal Farm Credit Bank	10/27/2025	10/27/2027	3.38	60,000,000	59,863,800	59,898,503	59,503,800
Federal Agencies	3133ERZ23	Federal Farm Credit Bank	2/4/2025	11/3/2027	4.25	5,000,000	4,999,350	4,999,643	5,022,700
Federal Agencies	3133ERZ23	Federal Farm Credit Bank	2/4/2025	11/3/2027	4.25	41,880,000	41,877,738	41,878,756	42,070,135
Federal Agencies	3133EPC60	Federal Farm Credit Bank	11/15/2023	11/15/2027	4.63	27,950,000	27,834,008	27,905,302	28,244,593
Federal Agencies	3133EPC60	Federal Farm Credit Bank	11/15/2023	11/15/2027	4.63	33,300,000	33,161,472	33,246,618	33,650,982
Federal Agencies	3133ERJ51	Federal Farm Credit Bank	12/17/2024	12/10/2027	4.13	21,000,000	20,936,790	20,965,839	21,049,980
Federal Agencies	3133ERJ51	Federal Farm Credit Bank	12/17/2024	12/10/2027	4.13	25,505,000	25,428,485	25,463,648	25,565,702
Federal Agencies	3133ERJ51	Federal Farm Credit Bank	12/17/2024	12/10/2027	4.13	33,000,000	32,893,080	32,942,216	33,078,540
Federal Agencies	3133ERJ51	Federal Farm Credit Bank	12/17/2024	12/10/2027	4.13	38,343,000	38,227,588	38,280,626	38,434,256
Federal Agencies	3133EN5N6	Federal Farm Credit Bank	12/17/2025	1/6/2028	4.00	50,000,000	50,486,000	50,398,520	49,995,700
Federal Agencies	3133ET6K8	Federal Farm Credit Bank	1/14/2026	1/7/2028	3.38	23,480,000	23,403,690	23,414,983	23,266,802
Federal Agencies	3133ET6K8	Federal Farm Credit Bank	1/7/2026	1/7/2028	3.38	30,000,000	29,941,500	29,950,636	29,727,600
Federal Agencies	3133ET6K8	Federal Farm Credit Bank	1/7/2026	1/7/2028	3.38	46,000,000	45,910,300	45,924,308	45,582,320
Federal Agencies	3133ERT84	Federal Farm Credit Bank	1/14/2025	1/14/2028	4.25	29,750,000	29,575,963	29,650,981	29,869,000
Federal Agencies	3133ET2W6	Federal Farm Credit Bank	12/8/2025	1/20/2028	3.50	5,000,000	4,991,800	4,993,328	4,965,650
Federal Agencies	3133EWAU4	Federal Farm Credit Bank	1/21/2026	1/21/2028	3.50	35,000,000	34,926,150	34,936,266	34,740,300
Federal Agencies	3133EWAU4	Federal Farm Credit Bank	1/21/2026	1/21/2028	3.50	35,000,000	34,926,150	34,936,266	34,740,300
Federal Agencies	3133ERZ46	Federal Farm Credit Bank	1/31/2025	1/28/2028	4.25	47,000,000	46,976,030	46,986,018	47,298,920
Federal Agencies	3133ERZ46	Federal Farm Credit Bank	1/31/2025	1/28/2028	4.25	50,000,000	49,974,500	49,985,125	50,318,000
Federal Agencies	3130B9RC6	Federal Home Loan Bank	3/5/2026	3/3/2028	3.50	13,000,000	12,988,820	12,989,694	12,900,940
Federal Agencies	3130B9RC6	Federal Home Loan Bank	3/5/2026	3/3/2028	3.50	15,000,000	14,987,100	14,988,109	14,885,700

# Investment Inventory

## Pooled Fund

Type of Investment	CUSIP	Issuer Name	Settle Date	Maturity Date	Coupon	Par Value	Original Cost	Amortized Book	Market Value
Federal Agencies	3130B9RC6	Federal Home Loan Bank	3/5/2026	3/3/2028	3.50	25,000,000	24,978,500	24,980,181	24,809,500
Federal Agencies	3130B9RC6	Federal Home Loan Bank	3/5/2026	3/3/2028	3.50	30,000,000	29,974,200	29,976,217	29,771,400
Federal Agencies	3130B9RC6	Federal Home Loan Bank	3/5/2026	3/3/2028	3.50	50,000,000	49,957,000	49,960,362	49,619,000
Federal Agencies	3133EP5S0	Federal Farm Credit Bank	4/9/2024	3/20/2028	4.25	4,971,000	4,916,667	4,945,021	4,995,010
Federal Agencies	3133EWJZ4	Federal Farm Credit Bank	3/27/2026	3/27/2028	3.88	2,000,000	1,998,040	1,998,134	1,996,680
Federal Agencies	3133EWJZ4	Federal Farm Credit Bank	3/27/2026	3/27/2028	3.88	25,000,000	24,978,500	24,979,529	24,958,500
Federal Agencies	3133EWJZ4	Federal Farm Credit Bank	3/27/2026	3/27/2028	3.88	25,000,000	24,976,500	24,977,625	24,958,500
Federal Agencies	3133EWJZ4	Federal Farm Credit Bank	3/27/2026	3/27/2028	3.88	25,000,000	24,975,500	24,976,673	24,958,500
Federal Agencies	3133ETJZ1	Federal Farm Credit Bank	6/11/2025	6/5/2028	3.88	7,370,000	7,342,584	7,350,733	7,351,722
Federal Agencies	3133ETJZ1	Federal Farm Credit Bank	6/5/2025	6/5/2028	3.88	25,000,000	24,957,250	24,970,122	24,938,000
Federal Agencies	3133ERGL9	Federal Farm Credit Bank	6/26/2024	6/7/2028	4.50	14,934,000	14,962,076	14,948,953	15,082,295
Federal Agencies	3133ERGL9	Federal Farm Credit Bank	6/7/2024	6/7/2028	4.50	15,000,000	14,994,600	14,997,161	15,148,950
Federal Agencies	3133ERGL9	Federal Farm Credit Bank	6/26/2024	6/7/2028	4.50	20,000,000	20,037,600	20,020,026	20,198,600
Federal Agencies	3130AWC24	Federal Home Loan Bank	5/14/2025	6/9/2028	4.00	10,000,000	9,996,600	9,997,667	9,999,650
Federal Agencies	3133ETNU7	Federal Farm Credit Bank	7/7/2025	7/3/2028	3.75	22,500,000	22,424,175	22,444,867	22,363,200
Federal Agencies	3133ETNU7	Federal Farm Credit Bank	7/8/2025	7/3/2028	3.75	25,000,000	24,904,000	24,930,134	24,848,000
Federal Agencies	3133ETNU7	Federal Farm Credit Bank	7/7/2025	7/3/2028	3.75	50,000,000	49,829,500	49,876,028	49,696,000
Federal Agencies	3133EPSK2	Federal Farm Credit Bank	8/7/2023	8/7/2028	4.25	19,500,000	19,412,250	19,460,183	19,615,050
Federal Agencies	3133EPUN3	Federal Farm Credit Bank	8/28/2023	8/28/2028	4.50	10,000,000	9,979,100	9,990,276	10,099,300
Federal Agencies	3133EPUN3	Federal Farm Credit Bank	8/28/2023	8/28/2028	4.50	15,000,000	14,962,800	14,982,693	15,148,950
Federal Agencies	3133EPUN3	Federal Farm Credit Bank	8/28/2023	8/28/2028	4.50	25,000,000	24,943,500	24,973,714	25,248,250
Federal Agencies	3133EPUN3	Federal Farm Credit Bank	8/28/2023	8/28/2028	4.50	33,000,000	32,904,960	32,955,783	33,327,690
Federal Agencies	3133ET4Y0	Federal Farm Credit Bank	12/22/2025	9/22/2028	3.50	10,000,000	9,997,600	9,997,910	9,893,100
Federal Agencies	3133ET4Y0	Federal Farm Credit Bank	12/22/2025	9/22/2028	3.50	20,000,000	19,995,200	19,995,821	19,786,200
Federal Agencies	3133ERHN4	Federal Farm Credit Bank	6/20/2024	10/20/2028	4.25	5,000,000	4,972,100	4,984,085	5,023,100
Federal Agencies	3133ERHN4	Federal Farm Credit Bank	6/20/2024	10/20/2028	4.25	38,000,000	37,785,300	37,877,527	38,175,560
Federal Agencies	3133ETL70	Federal Farm Credit Bank	11/26/2025	10/24/2028	3.38	5,000,000	4,977,650	4,980,930	4,930,600
Federal Agencies	3133ETL70	Federal Farm Credit Bank	11/26/2025	10/24/2028	3.38	25,000,000	24,890,000	24,906,143	24,653,000
Federal Agencies	3133ETL70	Federal Farm Credit Bank	11/26/2025	10/24/2028	3.38	30,000,000	29,865,900	29,885,580	29,583,600
Federal Agencies	3133EPC45	Federal Farm Credit Bank	11/13/2023	11/13/2028	4.63	12,000,000	11,984,040	11,991,902	12,162,840
Federal Agencies	3133EPC45	Federal Farm Credit Bank	11/13/2023	11/13/2028	4.63	20,000,000	19,971,600	19,985,590	20,271,400
Federal Agencies	3133EPC45	Federal Farm Credit Bank	11/13/2023	11/13/2028	4.63	55,000,000	54,922,285	54,960,568	55,746,350
Federal Agencies	3130B3GD9	Federal Home Loan Bank	10/28/2024	11/27/2028	4.00	47,025,000	46,940,355	46,971,579	46,959,165
Federal Agencies	3133ET2S5	Federal Farm Credit Bank	12/9/2025	11/28/2028	3.38	35,000,000	34,735,750	34,770,577	34,454,070
Federal Agencies	3133EJSJ4	Federal Farm Credit Bank	1/8/2026	1/16/2029	3.19	10,000,000	9,891,400	9,902,516	9,794,500
Federal Agencies	3130AVBD3	Federal Home Loan Bank	4/9/2024	3/9/2029	4.50	25,000,000	25,018,750	25,010,895	25,355,250
Federal Agencies	3133EP5U5	Federal Farm Credit Bank	4/8/2024	3/20/2029	4.13	51,660,000	51,008,309	51,279,877	51,817,046
Federal Agencies	3133EWKC3	Federal Farm Credit Bank	3/27/2026	3/27/2029	3.88	21,700,000	21,649,005	21,650,633	21,683,508
Federal Agencies	3133EWKC3	Federal Farm Credit Bank	3/27/2026	3/27/2029	3.88	25,000,000	24,947,250	24,948,935	24,981,000
Federal Agencies	3133EWKC3	Federal Farm Credit Bank	3/27/2026	3/27/2029	3.88	50,000,000	49,882,500	49,886,252	49,962,000
Federal Agencies	3133ERDH1	Federal Farm Credit Bank	5/8/2024	4/30/2029	4.75	27,892,000	28,191,755	28,072,546	28,501,719
Federal Agencies	3133ERDH1	Federal Farm Credit Bank	5/8/2024	4/30/2029	4.75	30,000,000	30,317,400	30,191,173	30,655,800
Federal Agencies	3133ERDH1	Federal Farm Credit Bank	5/8/2024	4/30/2029	4.75	63,085,000	63,763,795	63,493,845	64,464,038
Federal Agencies	3130B1BC0	Federal Home Loan Bank	7/31/2025	6/8/2029	4.63	9,705,000	9,943,355	9,896,970	9,871,586
Federal Agencies	3133ERGS4	Federal Farm Credit Bank	6/26/2024	6/11/2029	4.25	10,000,000	9,967,600	9,979,658	10,062,790
Federal Agencies	3133ERGS4	Federal Farm Credit Bank	6/26/2024	6/11/2029	4.25	10,000,000	9,967,600	9,979,658	10,062,790
Federal Agencies	3133ERGS4	Federal Farm Credit Bank	6/26/2024	6/11/2029	4.25	10,000,000	9,967,600	9,979,658	10,062,790

# Investment Inventory

## Pooled Fund

Type of Investment	CUSIP	Issuer Name	Settle Date	Maturity Date	Coupon	Par Value	Original Cost	Amortized Book	Market Value
Federal Agencies	3133ERGS4	Federal Farm Credit Bank	6/26/2024	6/11/2029	4.25	20,000,000	19,935,200	19,959,317	20,125,580
Federal Agencies	3133ERGS4	Federal Farm Credit Bank	6/26/2024	6/11/2029	4.25	29,000,000	28,923,730	28,952,115	29,182,091
Federal Agencies	3136GD3W1	Fannie Mae	4/15/2026	6/15/2029	4.25	25,000,000	25,000,000	25,000,000	24,851,500
Federal Agencies	3136GD3W1	Fannie Mae	4/15/2026	6/15/2029	4.25	25,000,000	25,000,000	25,000,000	24,851,500
Federal Agencies	3136GD3W1	Fannie Mae	4/15/2026	6/15/2029	4.25	25,000,000	25,000,000	25,000,000	24,851,500
Federal Agencies	3136GD3W1	Fannie Mae	4/15/2026	6/15/2029	4.25	50,000,000	50,000,000	50,000,000	49,703,000
Federal Agencies	3136GD5K5	Fannie Mae	4/24/2026	6/15/2029	4.13	25,000,000	25,000,000	25,000,000	24,902,750
Federal Agencies	3136GD5K5	Fannie Mae	4/24/2026	6/15/2029	4.13	25,000,000	25,000,000	25,000,000	24,902,750
Federal Agencies	3136GD5K5	Fannie Mae	4/24/2026	6/15/2029	4.13	25,000,000	25,000,000	25,000,000	24,902,750
Federal Agencies	3136GD5K5	Fannie Mae	4/24/2026	6/15/2029	4.13	50,000,000	50,000,000	50,000,000	49,805,500
Federal Agencies	3130B2XR1	Federal Home Loan Bank	10/2/2024	7/2/2029	4.01	25,000,000	25,000,000	25,000,000	24,757,000
Federal Agencies	3130B2XR1	Federal Home Loan Bank	10/2/2024	7/2/2029	4.01	25,000,000	25,000,000	25,000,000	24,757,000
Federal Agencies	3130B2XR1	Federal Home Loan Bank	10/2/2024	7/2/2029	4.01	65,000,000	65,000,000	65,000,000	64,368,200
Federal Agencies	3133ERKX8	Federal Farm Credit Bank	7/12/2024	7/12/2029	4.25	20,000,000	19,989,200	19,993,092	20,050,200
Federal Agencies	3130ATHX8	Federal Home Loan Bank	9/27/2024	9/14/2029	4.13	15,000,000	15,392,700	15,266,854	15,047,130
Federal Agencies	3130ATHX8	Federal Home Loan Bank	10/29/2024	9/14/2029	4.13	15,000,000	15,048,300	15,033,411	15,047,130
Federal Agencies	3130ATHX8	Federal Home Loan Bank	10/29/2024	9/14/2029	4.13	15,000,000	15,043,200	15,029,883	15,047,130
Federal Agencies	3130ATHX8	Federal Home Loan Bank	8/11/2025	9/14/2029	4.13	17,000,000	17,204,170	17,168,252	17,053,414
Federal Agencies	3130ATHX8	Federal Home Loan Bank	10/29/2024	9/14/2029	4.13	25,590,000	25,663,699	25,640,981	25,670,404
Federal Agencies	3136GAVY2	Fannie Mae	10/1/2025	10/1/2029	4.08	25,000,000	25,000,000	25,000,000	24,823,750
Federal Agencies	3136GAVY2	Fannie Mae	10/1/2025	10/1/2029	4.08	25,000,000	25,000,000	25,000,000	24,823,750
Federal Agencies	3136GAVY2	Fannie Mae	10/1/2025	10/1/2029	4.08	25,000,000	25,000,000	25,000,000	24,823,750
Federal Agencies	3136GAVY2	Fannie Mae	10/1/2025	10/1/2029	4.08	25,000,000	25,000,000	25,000,000	24,823,750
Federal Agencies	3136GAVY2	Fannie Mae	10/1/2025	10/1/2029	4.08	50,000,000	50,000,000	50,000,000	49,647,500
Federal Agencies	3133ETKN6	Federal Farm Credit Bank	6/9/2025	10/9/2029	4.00	10,000,000	9,987,500	9,990,074	9,983,200
Federal Agencies	3133ETKN6	Federal Farm Credit Bank	6/9/2025	10/9/2029	4.00	15,000,000	14,981,250	14,985,111	14,974,800
Federal Agencies	3136GAWY1	Fannie Mae	10/15/2025	10/15/2029	4.00	25,000,000	25,000,000	25,000,000	24,778,500
Federal Agencies	3136GAWY1	Fannie Mae	10/15/2025	10/15/2029	4.00	25,000,000	25,000,000	25,000,000	24,778,500
Federal Agencies	3136GAWY1	Fannie Mae	10/15/2025	10/15/2029	4.00	25,000,000	25,000,000	25,000,000	24,778,500
Federal Agencies	3136GAWY1	Fannie Mae	10/15/2025	10/15/2029	4.00	25,000,000	25,000,000	25,000,000	24,778,500
Federal Agencies	3136GAWY1	Fannie Mae	10/15/2025	10/15/2029	4.00	50,000,000	50,000,000	50,000,000	49,557,000
Federal Agencies	3136GC2P9	Fannie Mae	11/7/2025	11/7/2029	4.05	25,000,000	24,998,750	24,998,900	24,876,000
Federal Agencies	3136GC2P9	Fannie Mae	11/7/2025	11/7/2029	4.05	25,000,000	24,998,750	24,998,900	24,876,000
Federal Agencies	3136GC2P9	Fannie Mae	11/7/2025	11/7/2029	4.05	25,000,000	24,998,750	24,998,900	24,876,000
Federal Agencies	3136GC2P9	Fannie Mae	11/7/2025	11/7/2029	4.05	25,000,000	24,998,750	24,998,900	24,876,000
Federal Agencies	3136GC2P9	Fannie Mae	11/7/2025	11/7/2029	4.05	50,000,000	49,997,500	49,997,799	49,752,000
Federal Agencies	3133ETJV0	Federal Farm Credit Bank	5/30/2025	11/30/2029	4.00	15,000,000	14,945,400	14,956,552	14,956,200
Federal Agencies	3133ETJV0	Federal Farm Credit Bank	5/30/2025	11/30/2029	4.00	23,000,000	22,922,030	22,932,956	22,932,840
Federal Agencies	3136GD2S1	Fannie Mae	4/7/2026	1/7/2030	4.18	25,000,000	25,000,000	25,000,000	24,845,000
Federal Agencies	3136GD2S1	Fannie Mae	4/7/2026	1/7/2030	4.18	25,000,000	25,000,000	25,000,000	24,845,000
Federal Agencies	3136GD2S1	Fannie Mae	4/7/2026	1/7/2030	4.18	25,000,000	25,000,000	25,000,000	24,845,000
Federal Agencies	3136GD2S1	Fannie Mae	4/7/2026	1/7/2030	4.18	25,000,000	25,000,000	25,000,000	24,845,000
Federal Agencies	3136GD2S1	Fannie Mae	4/7/2026	1/7/2030	4.18	50,000,000	50,000,000	50,000,000	49,690,000
Federal Agencies	3136GCFD2	Fannie Mae	1/16/2026	1/16/2030	4.06	25,000,000	25,000,000	25,000,000	24,751,750
Federal Agencies	3136GCFD2	Fannie Mae	1/16/2026	1/16/2030	4.06	25,000,000	25,000,000	25,000,000	24,751,750

# Investment Inventory

## Pooled Fund

Type of Investment	CUSIP	Issuer Name	Settle Date	Maturity Date	Coupon	Par Value	Original Cost	Amortized Book	Market Value
Federal Agencies	3136GCFD2	Fannie Mae	1/16/2026	1/16/2030	4.06	25,000,000	25,000,000	25,000,000	24,751,750
Federal Agencies	3136GCFD2	Fannie Mae	1/16/2026	1/16/2030	4.06	25,000,000	25,000,000	25,000,000	24,751,750
Federal Agencies	3136GCFD2	Fannie Mae	1/16/2026	1/16/2030	4.06	50,000,000	50,000,000	50,000,000	49,503,500
Federal Agencies	3133ER4H1	Federal Farm Credit Bank	3/25/2025	1/18/2030	4.50	12,815,000	13,022,219	12,974,888	12,991,591
Federal Agencies	3133ER4H1	Federal Farm Credit Bank	3/25/2025	1/18/2030	4.50	18,000,000	18,289,620	18,223,468	18,248,040
Federal Agencies	3133ETME4	Federal Farm Credit Bank	6/23/2025	1/23/2030	4.00	5,000,000	4,989,550	4,991,497	4,994,050
Federal Agencies	3133ETME4	Federal Farm Credit Bank	6/23/2025	1/23/2030	4.00	14,450,000	14,418,788	14,424,602	14,432,805
Federal Agencies	3133ETME4	Federal Farm Credit Bank	6/23/2025	1/23/2030	4.00	25,000,000	24,946,000	24,956,059	24,970,250
Federal Agencies	3133ER7L9	Federal Farm Credit Bank	4/10/2025	3/18/2030	4.00	8,695,000	8,671,610	8,676,618	8,653,264
Federal Agencies	3133ETBF3	Federal Farm Credit Bank	4/9/2025	4/1/2030	4.00	15,000,000	14,993,700	14,995,041	15,023,550
Federal Agencies	3133ETBF3	Federal Farm Credit Bank	4/9/2025	4/1/2030	4.00	32,260,000	32,243,870	32,247,304	32,310,648
Federal Agencies	3133ETBF3	Federal Farm Credit Bank	4/10/2025	4/1/2030	4.00	43,020,000	42,904,276	42,928,860	43,087,541
Federal Agencies	3133ETBF3	Federal Farm Credit Bank	4/9/2025	4/1/2030	4.00	46,750,000	46,732,703	46,736,385	46,823,398
Federal Agencies	3133ETBF3	Federal Farm Credit Bank	4/15/2025	4/1/2030	4.00	50,000,000	49,527,500	49,626,850	50,078,500
Federal Agencies	3133ETKQ9	Federal Farm Credit Bank	7/9/2025	6/10/2030	4.00	9,750,000	9,746,100	9,746,742	9,773,693
Federal Agencies	3133ETKQ9	Federal Farm Credit Bank	6/10/2025	6/10/2030	4.00	10,000,000	9,974,000	9,978,628	10,024,300
Federal Agencies	3133ETKQ9	Federal Farm Credit Bank	7/9/2025	6/10/2030	4.00	15,000,000	14,998,650	14,998,872	15,036,450
Federal Agencies	3133ETKQ9	Federal Farm Credit Bank	6/10/2025	6/10/2030	4.00	20,000,000	19,945,000	19,945,789	20,048,600
Federal Agencies	3133ETKQ9	Federal Farm Credit Bank	6/23/2025	6/10/2030	4.00	25,000,000	24,965,000	24,971,023	25,060,750
Federal Agencies	3130AWGS3	Federal Home Loan Bank	7/9/2025	6/14/2030	4.13	12,515,000	12,579,452	12,568,859	12,535,712
Federal Agencies	3130AWGS3	Federal Home Loan Bank	6/23/2025	6/14/2030	4.13	16,000,000	16,063,200	16,052,348	16,026,480
Federal Agencies	3130AWMP2	Federal Home Loan Bank	11/20/2025	6/14/2030	4.38	31,000,000	31,899,000	31,811,635	31,374,015
Federal Agencies	3133ETLM7	Federal Farm Credit Bank	7/8/2025	6/17/2030	4.00	10,070,000	10,077,855	10,076,562	10,049,437
Federal Agencies	3133ETLM7	Federal Farm Credit Bank	7/8/2025	6/17/2030	4.00	15,000,000	15,012,900	15,010,777	14,969,370
Federal Agencies	3133ETLM7	Federal Farm Credit Bank	7/9/2025	6/17/2030	4.00	16,944,000	16,937,222	16,938,334	16,909,400
Federal Agencies	3133ETLM7	Federal Farm Credit Bank	7/8/2025	6/17/2030	4.00	41,000,000	41,035,260	41,029,458	40,916,278
Federal Agencies	3134HCKN8	Freddie Mac	12/24/2025	6/24/2030	4.04	25,000,000	25,000,000	25,000,000	24,737,750
Federal Agencies	3134HCKN8	Freddie Mac	12/24/2025	6/24/2030	4.04	25,000,000	25,000,000	25,000,000	24,737,750
Federal Agencies	3134HCKN8	Freddie Mac	12/24/2025	6/24/2030	4.04	25,000,000	25,000,000	25,000,000	24,737,750
Federal Agencies	3134HCKN8	Freddie Mac	12/24/2025	6/24/2030	4.04	25,000,000	25,000,000	25,000,000	24,737,750
Federal Agencies	3134HCKN8	Freddie Mac	12/24/2025	6/24/2030	4.04	50,000,000	50,000,000	50,000,000	49,475,500
Federal Agencies	3136GCEC5	Fannie Mae	1/12/2026	7/1/2030	4.11	25,000,000	25,000,000	25,000,000	24,831,000
Federal Agencies	3136GCEC5	Fannie Mae	1/12/2026	7/1/2030	4.11	25,000,000	25,000,000	25,000,000	24,831,000
Federal Agencies	3136GCEC5	Fannie Mae	1/12/2026	7/1/2030	4.11	25,000,000	25,000,000	25,000,000	24,831,000
Federal Agencies	3136GCEC5	Fannie Mae	1/12/2026	7/1/2030	4.11	25,000,000	25,000,000	25,000,000	24,831,000
Federal Agencies	3136GCEC5	Fannie Mae	1/12/2026	7/1/2030	4.11	50,000,000	50,000,000	50,000,000	49,662,000
Federal Agencies	3136GD4S9	Fannie Mae	4/20/2026	7/1/2030	4.18	25,000,000	25,000,000	25,000,000	24,786,250
Federal Agencies	3136GD4S9	Fannie Mae	4/20/2026	7/1/2030	4.18	25,000,000	25,000,000	25,000,000	24,786,250
Federal Agencies	3136GD4S9	Fannie Mae	4/20/2026	7/1/2030	4.18	25,000,000	25,000,000	25,000,000	24,786,250
Federal Agencies	3136GD4S9	Fannie Mae	4/20/2026	7/1/2030	4.18	25,000,000	25,000,000	25,000,000	24,786,250
Federal Agencies	3136GD4S9	Fannie Mae	4/20/2026	7/1/2030	4.18	50,000,000	50,000,000	50,000,000	49,572,500
Federal Agencies	3133ETPF8	Federal Farm Credit Bank	7/14/2025	7/8/2030	3.75	20,000,000	19,776,200	19,811,983	19,814,400
Federal Agencies	3133EWGC8	Federal Farm Credit Bank	3/6/2026	9/6/2030	3.50	36,750,000	36,529,500	36,537,006	35,951,423
Federal Agencies	3136GATQ2	Fannie Mae	9/30/2025	9/30/2030	4.03	25,000,000	25,000,000	25,000,000	24,789,000
Federal Agencies	3136GATQ2	Fannie Mae	9/30/2025	9/30/2030	4.03	25,000,000	25,000,000	25,000,000	24,789,000
Federal Agencies	3136GATQ2	Fannie Mae	9/30/2025	9/30/2030	4.03	25,000,000	25,000,000	25,000,000	24,789,000
Federal Agencies	3136GATQ2	Fannie Mae	9/30/2025	9/30/2030	4.03	25,000,000	25,000,000	25,000,000	24,789,000
Federal Agencies	3136GATQ2	Fannie Mae	9/30/2025	9/30/2030	4.03	50,000,000	50,000,000	50,000,000	49,578,000
Federal Agencies	3134HCFX2	Freddie Mac	12/23/2025	12/23/2030	4.18	23,000,000	23,000,000	23,000,000	22,782,880
Federal Agencies	3134HCFX2	Freddie Mac	12/23/2025	12/23/2030	4.18	25,000,000	25,000,000	25,000,000	24,764,000

# Investment Inventory

## Pooled Fund

Type of Investment	CUSIP	Issuer Name	Settle Date	Maturity Date	Coupon	Par Value	Original Cost	Amortized Book	Market Value
Federal Agencies	3134HCFX2	Freddie Mac	12/23/2025	12/23/2030	4.18	25,000,000	25,000,000	25,000,000	24,764,000
Federal Agencies	3134HCFX2	Freddie Mac	12/23/2025	12/23/2030	4.18	25,000,000	25,000,000	25,000,000	24,764,000
Federal Agencies	3134HCFX2	Freddie Mac	12/23/2025	12/23/2030	4.18	50,000,000	50,000,000	50,000,000	49,528,000
Federal Agencies	3136GCZU2	Fannie Mae	4/6/2026	3/17/2031	4.20	25,000,000	25,000,000	25,000,000	24,802,250
Federal Agencies	3136GCZU2	Fannie Mae	4/6/2026	3/17/2031	4.20	25,000,000	25,000,000	25,000,000	24,802,250
Federal Agencies	3136GCZU2	Fannie Mae	4/6/2026	3/17/2031	4.20	25,000,000	25,000,000	25,000,000	24,802,250
Federal Agencies	3136GCZU2	Fannie Mae	4/6/2026	3/17/2031	4.20	25,000,000	25,000,000	25,000,000	24,802,250
Federal Agencies	3136GCZU2	Fannie Mae	4/6/2026	3/17/2031	4.20	50,000,000	50,000,000	50,000,000	49,604,500
<b>Subtotals</b>					<b>3.54</b>	<b>8,516,934,000</b>	<b>8,498,191,064</b>	<b>8,508,598,491</b>	<b>8,490,811,622</b>
Negotiable CDs	96130AZZ4	Westpac Banking Corp/NY	5/15/2025	5/4/2026	4.35	125,000,000	125,000,000	125,000,000	125,011,250
Negotiable CDs	06367DRZ0	Bank of Montreal/CHI	8/5/2025	6/1/2026	4.17	100,000,000	100,000,000	100,000,000	100,029,000
Negotiable CDs	06367DSQ9	Bank of Montreal/CHI	9/9/2025	6/9/2026	4.00	46,000,000	46,000,000	46,000,000	46,012,420
Negotiable CDs	06367DS97	Bank of Montreal/CHI	8/18/2025	6/15/2026	4.20	100,000,000	100,000,000	100,000,000	100,039,000
Negotiable CDs	06367DSR7	Bank of Montreal/CHI	9/9/2025	6/15/2026	4.00	54,000,000	54,000,000	54,000,000	54,015,120
Negotiable CDs	89115DNV4	Toronto Dominion Bank/NY	1/5/2026	6/15/2026	3.78	100,000,000	100,000,000	100,000,000	100,001,000
Negotiable CDs	96130AC22	Westpac Banking Corp/NY	6/20/2025	6/15/2026	4.32	100,000,000	100,000,000	100,000,000	100,047,000
Negotiable CDs	06367DSV8	Bank of Montreal/CHI	9/24/2025	6/17/2026	3.98	55,000,000	55,000,000	55,000,000	55,007,150
Negotiable CDs	89115DK96	Toronto Dominion Bank/NY	12/11/2025	6/23/2026	3.85	50,000,000	50,000,000	50,000,000	50,006,500
Negotiable CDs	06418NHV7	Bank of Nova Scotia/HOU	7/24/2025	7/1/2026	4.27	100,000,000	100,000,000	100,000,000	100,067,000
Negotiable CDs	78015JL88	Royal Bank of Canada/NY	8/14/2025	7/1/2026	4.06	100,000,000	100,000,000	100,000,000	100,029,000
Negotiable CDs	89115DKD7	Toronto Dominion Bank/NY	12/11/2025	7/1/2026	3.85	50,000,000	50,000,000	50,000,000	50,007,000
Negotiable CDs	89115MA63	Toronto Dominion Bank/NY	3/25/2026	9/23/2026	4.05	25,000,000	25,000,000	25,000,000	25,016,750
Negotiable CDs	89115MAA4	Toronto Dominion Bank/NY	3/25/2026	9/24/2026	4.05	50,000,000	50,000,000	50,000,000	50,034,000
Negotiable CDs	89115MAE6	Toronto Dominion Bank/NY	3/25/2026	10/5/2026	4.06	25,000,000	25,000,000	25,000,000	25,018,000
Negotiable CDs	13606DUD2	Canadian Imperial Bank/NY	3/25/2026	10/23/2026	4.05	100,000,000	100,000,000	100,000,000	100,053,000
Negotiable CDs	78015J4M6	Royal Bank of Canada/NY	3/25/2026	10/23/2026	4.00	100,000,000	100,000,000	100,000,000	100,039,000
Negotiable CDs	89115MAJ5	Toronto Dominion Bank/NY	3/26/2026	10/23/2026	4.07	100,000,000	100,000,000	100,000,000	100,076,000
Negotiable CDs	06367DUX1	Bank of Montreal/CHI	4/1/2026	11/2/2026	4.00	100,000,000	100,000,000	100,000,000	100,022,000
Negotiable CDs	89115M4K9	Toronto Dominion Bank/NY	4/2/2026	11/3/2026	4.01	50,000,000	50,000,000	50,000,000	50,023,500
Negotiable CDs	06367DUZ6	Bank of Montreal/CHI	4/2/2026	11/4/2026	4.01	60,000,000	60,000,000	60,000,000	60,016,200
Negotiable CDs	13606DUU4	Canadian Imperial Bank/NY	4/9/2026	12/3/2026	4.00	60,000,000	60,000,000	60,000,000	60,014,400
Negotiable CDs	13606DUV2	Canadian Imperial Bank/NY	4/9/2026	12/14/2026	4.00	25,000,000	25,000,000	25,000,000	25,005,250
Negotiable CDs	78015J6H5	Royal Bank of Canada/NY	4/15/2026	12/15/2026	3.95	100,000,000	100,000,000	100,000,000	100,018,000
Negotiable CDs	06418NQH8	Bank of Nova Scotia/HOU	4/23/2026	12/16/2026	3.91	70,000,000	70,000,000	70,000,000	69,957,246
Negotiable CDs	06418NQJ4	Bank of Nova Scotia/HOU	4/23/2026	12/28/2026	3.91	30,000,000	30,000,000	30,000,000	29,992,500
Negotiable CDs	78015J6R3	Royal Bank of Canada/NY	4/23/2026	12/28/2026	3.92	100,000,000	100,000,000	100,000,000	99,992,000
Negotiable CDs	78015J6V4	Royal Bank of Canada/NY	4/23/2026	12/30/2026	3.91	70,000,000	70,000,000	70,000,000	69,988,100
Negotiable CDs	13606DUN0	Canadian Imperial Bank/NY	4/6/2026	1/11/2027	4.04	70,000,000	70,000,000	70,000,000	70,028,000
Negotiable CDs	13606DUP5	Canadian Imperial Bank/NY	4/6/2026	1/13/2027	4.04	55,000,000	55,000,000	55,000,000	55,021,450
<b>Subtotals</b>					<b>4.05</b>	<b>2,170,000,000</b>	<b>2,170,000,000</b>	<b>2,170,000,000</b>	<b>2,170,586,836</b>
Commercial Paper	14912EE78	Caterpillar Financial Svcs	4/22/2026	5/7/2026	0.00	28,900,000	28,855,687	28,882,275	28,876,620
Commercial Paper	89233HEL4	Toyota Motor Credit	9/9/2025	5/20/2026	0.00	55,000,000	53,488,676	54,886,501	54,880,100
Commercial Paper	89233HEN0	Toyota Motor Credit	8/27/2025	5/22/2026	0.00	100,000,000	96,970,111	99,762,583	99,760,900
Commercial Paper	62479MF16	MUFG Bank Ltd/NY	12/11/2025	6/1/2026	0.00	30,000,000	29,451,033	29,901,058	29,899,530
Commercial Paper	89233HF33	Toyota Motor Credit	9/9/2025	6/3/2026	0.00	60,000,000	58,264,500	59,785,500	59,780,280
Commercial Paper	62479MFF5	MUFG Bank Ltd/NY	1/6/2026	6/15/2026	0.00	65,000,000	63,922,444	64,696,937	64,684,100

# Investment Inventory

## Pooled Fund

Type of Investment	CUSIP	Issuer Name	Settle Date	Maturity Date	Coupon	Par Value	Original Cost	Amortized Book	Market Value
Commercial Paper	62479MFJ7	MUFG Bank Ltd/NY	12/11/2025	6/18/2026	0.00	15,000,000	14,699,175	14,923,600	14,922,150
Commercial Paper	62479MFP3	MUFG Bank Ltd/NY	12/11/2025	6/23/2026	0.00	50,000,000	48,970,722	49,718,806	49,712,700
Commercial Paper	62479MFV0	MUFG Bank Ltd/NY	12/11/2025	6/29/2026	0.00	25,000,000	24,469,444	24,843,486	24,839,625
Commercial Paper	89233HG16	Toyota Motor Credit	10/27/2025	7/1/2026	0.00	70,000,000	68,184,550	69,551,650	69,534,220
Commercial Paper	89233HGE8	Toyota Motor Credit	12/16/2025	7/14/2026	0.00	75,000,000	73,359,375	74,421,875	74,396,625
Commercial Paper	89233HGQ1	Toyota Motor Credit	12/16/2025	7/24/2026	0.00	75,000,000	73,285,833	74,345,500	74,316,075
Commercial Paper	89233HGV0	Toyota Motor Credit	12/16/2025	7/29/2026	0.00	50,000,000	48,834,375	49,538,931	49,517,200
Commercial Paper	62479MJP9	MUFG Bank Ltd/NY	3/25/2026	9/23/2026	0.00	100,000,000	97,987,889	98,396,944	98,430,700
Commercial Paper	62479MK77	MUFG Bank Ltd/NY	3/30/2026	10/7/2026	0.00	51,000,000	49,931,196	50,110,262	50,121,219
Commercial Paper	62479MKF9	MUFG Bank Ltd/NY	3/24/2026	10/15/2026	0.00	11,000,000	10,759,818	10,798,440	10,800,812
Commercial Paper	62479ML27	MUFG Bank Ltd/NY	4/2/2026	11/2/2026	0.00	25,000,000	24,417,444	24,496,389	24,498,200
Commercial Paper	62479ML68	MUFG Bank Ltd/NY	4/2/2026	11/6/2026	0.00	15,000,000	14,643,933	14,691,300	14,692,440
Commercial Paper	62479MLP6	MUFG Bank Ltd/NY	4/7/2026	11/23/2026	0.00	90,000,000	87,746,000	87,981,200	87,989,490
<b>Subtotals</b>					<b>0.00</b>	<b>990,900,000</b>	<b>968,242,207</b>	<b>981,733,239</b>	<b>981,652,986</b>
Medium Term Notes	594918CN2	Microsoft	7/9/2024	9/15/2026	3.40	6,452,000	6,270,957	6,420,919	6,440,644
Medium Term Notes	594918CN2	Microsoft	7/9/2024	9/15/2026	3.40	13,009,000	12,645,919	12,946,667	12,986,104
Medium Term Notes	14913UAN0	Caterpillar	9/18/2024	10/16/2026	4.45	18,385,000	18,600,288	18,432,716	18,413,313
Medium Term Notes	89236TMY8	Toyota Motors	1/9/2025	1/8/2027	4.60	40,000,000	39,978,000	39,992,395	40,118,000
Medium Term Notes	037833CJ7	Apple	9/18/2024	2/9/2027	3.35	50,000,000	49,586,000	49,865,474	49,798,500
Medium Term Notes	24422EXV6	John Deere	9/6/2024	7/15/2027	4.20	10,000,000	9,998,600	9,999,409	10,008,200
Medium Term Notes	24422EYD5	John Deere	6/5/2025	6/5/2028	4.25	25,000,000	24,977,750	24,984,449	25,029,500
<b>Subtotals</b>					<b>3.98</b>	<b>162,846,000</b>	<b>162,057,514</b>	<b>162,642,028</b>	<b>162,794,262</b>
Money Market Funds	09248U718	BlackRock Liquidity Funds T-Fund	4/30/2026	5/1/2026	3.54	14,781,141	14,781,141	14,781,141	14,781,141
Money Market Funds	31607A703	Fidelity Govt Portfolio	4/30/2026	5/1/2026	3.56	737,693,031	737,693,031	737,693,031	737,693,031
Money Market Funds	608919718	Federated Hermes Govt Obligations Fund	4/30/2026	5/1/2026	3.57	695,730,330	695,730,330	695,730,330	695,730,330
Money Market Funds	262006208	Dreyfus Government Cash Management	4/30/2026	5/1/2026	3.51	15,377,904	15,377,904	15,377,904	15,377,904
Money Market Funds	85749T517	State Street Institutional U.S. Govt MMF	4/30/2026	5/1/2026	3.56	31,157,053	31,157,053	31,157,053	31,157,053
Money Market Funds	61747C319	Morgan Stanley Institutional Liquidity Fund	4/30/2026	5/1/2026	3.57	28,279,516	28,279,516	28,279,516	28,279,516
<b>Subtotals</b>					<b>3.57</b>	<b>1,523,018,975</b>	<b>1,523,018,975</b>	<b>1,523,018,975</b>	<b>1,523,018,975</b>
Supranational	459058KC6	Int'l Bank for Recon and Dev	9/12/2025	11/16/2026	2.25	55,000,000	54,035,300	54,553,546	54,460,450
Supranational	459058KJ1	Int'l Bank for Recon and Dev	7/17/2024	6/15/2027	3.13	12,323,000	11,934,333	12,173,091	12,207,164
Supranational	4581X0EN4	Inter-American Development Bank	4/9/2024	2/15/2029	4.13	25,000,000	24,630,000	24,786,932	25,093,000
Supranational	4581X0EN4	Inter-American Development Bank	7/17/2024	2/15/2029	4.13	50,000,000	49,827,000	49,894,484	50,186,000
<b>Subtotals</b>					<b>3.32</b>	<b>142,323,000</b>	<b>140,426,633</b>	<b>141,408,053</b>	<b>141,946,614</b>
Secured Bank Deposit	0660P0999	Bank of America TTX INV Deposit Acct	4/30/2026	5/1/2026	3.60	166,653,899	166,653,899	166,653,899	166,653,899
<b>Subtotals</b>					<b>3.60</b>	<b>166,653,899</b>	<b>166,653,899</b>	<b>166,653,899</b>	<b>166,653,899</b>
<b>Grand Totals</b>					<b>3.34</b>	<b>19,131,675,874</b>	<b>19,076,387,685</b>	<b>19,110,582,614</b>	<b>19,079,922,470</b>

# Monthly Investment Earnings

## Pooled Fund

Type of Investment	CUSIP	Description	Par Value	Accrued	(Amort.) / Accre.	Unrealized G/L	Total Earnings
U.S. Treasuries	91282CBW0	T 0.750 04/30/2026	-	30,041	5,545	-	35,587
U.S. Treasuries	91282CBW0	T 0.750 04/30/2026	-	30,041	4,434	-	34,475
U.S. Treasuries	91282CCJ8	T 0.875 06/30/2026	50,000,000	36,257	1,124	-	37,381
U.S. Treasuries	91282CCJ8	T 0.875 06/30/2026	50,000,000	36,257	-1,164	-	35,093
U.S. Treasuries	91282CCJ8	T 0.875 06/30/2026	50,000,000	36,257	-5,749	-	30,508
U.S. Treasuries	91282CCJ8	T 0.875 06/30/2026	50,000,000	36,257	-5,457	-	30,800
U.S. Treasuries	912828R36	T 1.625 05/15/2026	50,000,000	67,334	-37,617	-	29,717
U.S. Treasuries	91282CCJ8	T 0.875 06/30/2026	50,000,000	36,257	-6,812	-	29,444
U.S. Treasuries	91282CCJ8	T 0.875 06/30/2026	50,000,000	36,257	-4,038	-	32,219
U.S. Treasuries	912828R36	T 1.625 05/15/2026	50,000,000	67,334	-32,938	-	34,397
U.S. Treasuries	91282CCJ8	T 0.875 06/30/2026	50,000,000	36,257	1,078	-	37,335
U.S. Treasuries	91282CCW9	T 0.750 08/31/2026	50,000,000	30,571	9,190	-	39,761
U.S. Treasuries	91282CCZ2	T 0.875 09/30/2026	50,000,000	35,861	5,125	-	40,985
U.S. Treasuries	91282CCZ2	T 0.875 09/30/2026	50,000,000	35,861	5,415	-	41,275
U.S. Treasuries	91282CCJ8	T 0.875 06/30/2026	50,000,000	36,257	7,086	-	43,343
U.S. Treasuries	91282CCZ2	T 0.875 09/30/2026	50,000,000	35,861	11,317	-	47,177
U.S. Treasuries	91282CDK4	T 1.250 11/30/2026	50,000,000	51,511	-1,189	-	50,322
U.S. Treasuries	91282CDK4	T 1.250 11/30/2026	50,000,000	51,511	-1,933	-	49,578
U.S. Treasuries	91282CCJ8	T 0.875 06/30/2026	50,000,000	36,257	17,814	-	54,071
U.S. Treasuries	91282CDQ1	T 1.250 12/31/2026	50,000,000	51,796	49,929	-	101,725
U.S. Treasuries	91282CDK4	T 1.250 11/30/2026	50,000,000	51,511	51,351	-	102,862
U.S. Treasuries	91282CEF4	T 2.500 03/31/2027	25,000,000	51,230	3,992	-	55,222
U.S. Treasuries	91282CHX2	T 4.375 08/31/2028	50,000,000	178,329	-2,005	-	176,324
U.S. Treasuries	91282CHK0	T 4.000 06/30/2028	50,000,000	165,746	465	-	166,211
U.S. Treasuries	91282CHK0	T 4.000 06/30/2028	50,000,000	165,746	1,334	-	167,080
U.S. Treasuries	91282CHK0	T 4.000 06/30/2028	50,000,000	165,746	1,767	-	167,513
U.S. Treasuries	91282CHK0	T 4.000 06/30/2028	50,000,000	165,746	6,020	-	171,766
U.S. Treasuries	91282CHK0	T 4.000 06/30/2028	50,000,000	165,746	13,271	-	179,017
U.S. Treasuries	91282CEW7	T 3.250 06/30/2027	50,000,000	134,669	45,072	-	179,741
U.S. Treasuries	91282CEW7	T 3.250 06/30/2027	50,000,000	134,669	47,846	-	182,514
U.S. Treasuries	91282CKD2	T 4.250 02/28/2029	50,000,000	173,234	3,804	-	177,037
U.S. Treasuries	9128284N7	T 2.875 05/15/2028	65,000,000	154,869	78,512	-	233,381
U.S. Treasuries	9128286B1	T 2.625 02/15/2029	50,000,000	108,771	72,655	-	181,426
U.S. Treasuries	91282CHK0	T 4.000 06/30/2028	50,000,000	165,746	21,084	-	186,830
U.S. Treasuries	91282CKV2	T 4.625 06/15/2027	50,000,000	190,591	-5,513	-	185,077
U.S. Treasuries	91282CKV2	T 4.625 06/15/2027	50,000,000	190,591	-8,206	-	182,384
U.S. Treasuries	91282CEW7	T 3.250 06/30/2027	50,000,000	134,669	9,426	-	144,095
U.S. Treasuries	91282CFJ5	T 3.125 08/31/2029	50,000,000	127,378	16,028	-	143,405
U.S. Treasuries	91282CLC3	T 4.000 07/31/2029	50,000,000	165,746	-17,804	-	147,942

# Monthly Investment Earnings

## Pooled Fund

Type of Investment	CUSIP	Description	Par Value	Accrued	(Amort.) / Accre.	Unrealized G/L	Total Earnings
U.S. Treasuries	91282CLL3	T 3.375 09/15/2027	50,000,000	137,568	5,973	-	143,541
U.S. Treasuries	91282CFJ5	T 3.125 08/31/2029	65,000,000	165,591	22,346	-	187,937
U.S. Treasuries	91282CLC3	T 4.000 07/31/2029	65,000,000	215,470	-9,619	-	205,851
U.S. Treasuries	91282CJW2	T 4.000 01/31/2029	65,000,000	215,470	-5,075	-	210,395
U.S. Treasuries	91282CKV2	T 4.625 06/15/2027	50,000,000	190,591	-27,742	-	162,848
U.S. Treasuries	91282CKT7	T 4.500 05/31/2029	50,000,000	185,440	-18,544	-	166,896
U.S. Treasuries	91282CLC3	T 4.000 07/31/2029	50,000,000	165,746	1,918	-	167,664
U.S. Treasuries	91282CKP5	T 4.625 04/30/2029	50,000,000	191,539	-21,320	-	170,220
U.S. Treasuries	91282CLR0	T 4.125 10/31/2029	50,000,000	170,833	6,474	-	177,307
U.S. Treasuries	91282CMB4	T 4.000 12/15/2027	50,000,000	164,835	7,713	-	172,548
U.S. Treasuries	91282CMB4	T 4.000 12/15/2027	50,000,000	164,835	7,873	-	172,708
U.S. Treasuries	91282CKP5	T 4.625 04/30/2029	51,000,000	195,370	-8,447	-	186,924
U.S. Treasuries	91282CLX7	T 4.125 11/15/2027	61,000,000	208,529	9,166	-	217,696
U.S. Treasuries	91282CGQ8	T 4.000 02/28/2030	50,000,000	163,043	1,215	-	164,258
U.S. Treasuries	91282CJW2	T 4.000 01/31/2029	60,000,000	198,895	1,604	-	200,499
U.S. Treasuries	91282CKD2	T 4.250 02/28/2029	75,000,000	259,851	-12,293	-	247,557
U.S. Treasuries	91282CHX2	T 4.375 08/31/2028	50,000,000	178,329	-13,712	-	164,616
U.S. Treasuries	91282CND9	T 3.750 05/15/2028	70,000,000	217,541	14,071	-	231,612
U.S. Treasuries	91282CKV2	T 4.625 06/15/2027	50,000,000	190,591	-23,792	-	166,799
U.S. Treasuries	91282CMZ1	T 3.875 04/30/2030	50,000,000	160,479	8,835	-	169,314
U.S. Treasuries	91282CFT3	T 4.000 10/31/2029	60,000,000	198,787	218	-	199,005
U.S. Treasuries	91282CKV2	T 4.625 06/15/2027	50,000,000	190,591	-28,344	-	162,247
U.S. Treasuries	91282CKV2	T 4.625 06/15/2027	50,000,000	190,591	-27,803	-	162,788
U.S. Treasuries	91282CKV2	T 4.625 06/15/2027	50,000,000	190,591	-27,514	-	163,077
U.S. Treasuries	91282CEW7	T 3.250 06/30/2027	50,000,000	134,669	25,598	-	160,267
U.S. Treasuries	91282CHB0	T 3.625 05/15/2026	25,000,000	75,104	2,360	-	77,464
U.S. Treasuries	91282CPA3	T 3.625 09/30/2030	50,000,000	148,566	-2,663	-	145,902
U.S. Treasuries	91282CPA3	T 3.625 09/30/2030	50,000,000	148,566	-1,626	-	146,940
U.S. Treasuries	91282CPA3	T 3.625 09/30/2030	50,000,000	148,566	-910	-	147,655
U.S. Treasuries	91282CLX7	T 4.125 11/15/2027	70,000,000	239,296	-30,216	-	209,079
U.S. Treasuries	91282CEW7	T 3.250 06/30/2027	50,000,000	134,669	13,688	-	148,357
U.S. Treasuries	91282CMN8	T 4.250 02/15/2028	50,000,000	176,105	-26,057	-	150,047
U.S. Treasuries	91282CLQ2	T 3.875 10/15/2027	75,000,000	238,828	-15,659	-	223,169
U.S. Treasuries	91282CPE5	T 3.500 10/31/2027	75,000,000	217,423	6,913	-	224,336
U.S. Treasuries	91282CLQ2	T 3.875 10/15/2027	50,000,000	159,219	-11,820	-	147,399
U.S. Treasuries	91282CNV9	T 3.625 08/31/2027	50,000,000	147,758	-1,625	-	146,133
U.S. Treasuries	91282CMN8	T 4.250 02/15/2028	90,000,000	316,989	-48,539	-	268,450
U.S. Treasuries	91282CNV9	T 3.625 08/31/2027	75,000,000	221,637	-2,713	-	218,925
U.S. Treasuries	91282CNH0	T 3.875 06/15/2028	50,000,000	159,684	-12,944	-	146,740

# Monthly Investment Earnings

## Pooled Fund

Type of Investment	CUSIP	Description	Par Value	Accrued	(Amort.) / Accre.	Unrealized G/L	Total Earnings
U.S. Treasuries	91282CPD7	T 3.625 10/31/2030	60,000,000	180,151	3,697	-	183,847
U.S. Treasuries	91282CHF1	T 3.750 05/31/2030	65,000,000	200,893	-3,541	-	197,352
U.S. Treasuries	91282CMZ1	T 3.875 04/30/2030	60,000,000	192,575	-8,942	-	183,632
U.S. Treasuries	91282CMB4	T 4.000 12/15/2027	50,000,000	164,835	-17,332	-	147,503
U.S. Treasuries	91282CNN7	T 3.875 07/31/2030	50,000,000	160,566	-4,736	-	155,830
U.S. Treasuries	91282CNN7	T 3.875 07/31/2030	50,000,000	160,566	-4,563	-	156,003
U.S. Treasuries	91282CNN7	T 3.875 07/31/2030	50,000,000	160,566	-4,462	-	156,104
U.S. Treasuries	91282CGQ8	T 4.000 02/28/2030	75,000,000	244,565	-15,285	-	229,280
U.S. Treasuries	912797SW8	B 0.000 05/28/2026	30,000,000	-	89,613	-	89,613
U.S. Treasuries	91282CKY6	T 4.625 06/30/2026	100,000,000	383,287	-83,705	-	299,582
U.S. Treasuries	91282CNN7	T 3.875 07/31/2030	50,000,000	160,566	-6,526	-	154,040
U.S. Treasuries	91282CNN7	T 3.875 07/31/2030	50,000,000	160,566	-6,109	-	154,457
U.S. Treasuries	91282CNY3	T 3.375 09/15/2028	55,000,000	151,325	5,473	-	156,798
U.S. Treasuries	91282CPR6	T 3.625 12/31/2030	60,000,000	180,249	4,329	-	184,578
U.S. Treasuries	91282CNH0	T 3.875 06/15/2028	50,000,000	159,684	-12,741	-	146,943
U.S. Treasuries	91282CPR6	T 3.625 12/31/2030	50,000,000	150,207	4,921	-	155,128
U.S. Treasuries	91282CPR6	T 3.625 12/31/2030	50,000,000	150,207	7,267	-	157,475
U.S. Treasuries	91282CJW2	T 4.000 01/31/2029	55,000,000	182,320	-14,297	-	168,024
U.S. Treasuries	91282CPK1	T 3.500 11/15/2028	62,000,000	179,834	7,244	-	187,079
U.S. Treasuries	912797TX5	B 0.000 08/20/2026	100,000,000	-	291,667	-	291,667
U.S. Treasuries	912797TY3	B 0.000 08/27/2026	25,000,000	-	73,479	-	73,479
U.S. Treasuries	912797QD2	B 0.000 04/16/2026	-	-	37,656	-	37,656
U.S. Treasuries	912797QN0	B 0.000 05/14/2026	25,000,000	-	74,827	-	74,827
U.S. Treasuries	912797UA3	B 0.000 06/16/2026	25,000,000	-	74,646	-	74,646
U.S. Treasuries	912797TJ6	B 0.000 04/21/2026	-	-	130,722	-	130,722
U.S. Treasuries	91282CMS7	T 3.875 03/15/2028	40,000,000	126,359	-775	-	125,584
U.S. Treasuries	91282CMS7	T 3.875 03/15/2028	50,000,000	157,948	-888	-	157,061
U.S. Treasuries	91282CQG9	T 3.875 03/31/2031	100,000,000	243,511	7,166	-	250,677
<b>Subtotals</b>			<b>5,459,000,000</b>	<b>14,633,724</b>	<b>746,051</b>	<b>-</b>	<b>15,379,775</b>
Federal Agencies	3130ANMP2	FHLB 1.070 07/27/2026	25,000,000	22,292	-	-	22,292
Federal Agencies	3130ANMP2	FHLB 1.070 07/27/2026	25,000,000	22,292	-	-	22,292
Federal Agencies	3130ANMP2	FHLB 1.070 07/27/2026	25,000,000	22,292	-	-	22,292
Federal Agencies	3130ANMP2	FHLB 1.070 07/27/2026	25,000,000	22,292	-	-	22,292
Federal Agencies	3133EMZ21	FFCB 0.690 04/06/2026	-	1,485	123	-	1,608
Federal Agencies	3130ANNM8	FHLB 1.050 07/13/2026	25,000,000	21,875	-	-	21,875
Federal Agencies	3130ANNM8	FHLB 1.050 07/13/2026	25,000,000	21,875	-	-	21,875
Federal Agencies	3130ANNM8	FHLB 1.050 07/13/2026	25,000,000	21,875	-	-	21,875
Federal Agencies	3130ANNM8	FHLB 1.050 07/13/2026	25,000,000	21,875	-	-	21,875

# Monthly Investment Earnings

## Pooled Fund

Type of Investment	CUSIP	Description	Par Value	Accrued	(Amort.) / Accre.	Unrealized G/L	Total Earnings
Federal Agencies	3130ANTG5	FHLB 1.050 08/10/2026	25,000,000	21,875	-	-	21,875
Federal Agencies	3130ANTG5	FHLB 1.050 08/10/2026	25,000,000	21,875	-	-	21,875
Federal Agencies	3130ANTG5	FHLB 1.050 08/10/2026	25,000,000	21,875	-	-	21,875
Federal Agencies	3130ANTG5	FHLB 1.050 08/10/2026	25,000,000	21,875	-	-	21,875
Federal Agencies	3130AP6T7	FHLB 1.075 09/03/2026	25,000,000	22,396	-	-	22,396
Federal Agencies	3130AP6T7	FHLB 1.075 09/03/2026	25,000,000	22,396	-	-	22,396
Federal Agencies	3130AP6T7	FHLB 1.075 09/03/2026	25,000,000	22,396	-	-	22,396
Federal Agencies	3130AP6T7	FHLB 1.075 09/03/2026	25,000,000	22,396	-	-	22,396
Federal Agencies	3130APPR0	FHLB 1.430 10/19/2026	25,000,000	29,792	-	-	29,792
Federal Agencies	3130APPR0	FHLB 1.430 10/19/2026	25,000,000	29,792	-	-	29,792
Federal Agencies	3130APPR0	FHLB 1.430 10/19/2026	25,000,000	29,792	-	-	29,792
Federal Agencies	3130APPR0	FHLB 1.430 10/19/2026	25,000,000	29,792	-	-	29,792
Federal Agencies	3130AQ7L1	FHLB 1.605 11/16/2026	25,000,000	33,438	-	-	33,438
Federal Agencies	3130AQ7L1	FHLB 1.605 11/16/2026	25,000,000	33,438	-	-	33,438
Federal Agencies	3130AQ7L1	FHLB 1.605 11/16/2026	25,000,000	33,438	-	-	33,438
Federal Agencies	3130AQ7L1	FHLB 1.605 11/16/2026	25,000,000	33,438	-	-	33,438
Federal Agencies	3130AQJ95	FHLB 1.645 12/14/2026	25,000,000	34,271	-	-	34,271
Federal Agencies	3130AQJ95	FHLB 1.645 12/14/2026	25,000,000	34,271	-	-	34,271
Federal Agencies	3130AQJ95	FHLB 1.645 12/14/2026	25,000,000	34,271	-	-	34,271
Federal Agencies	3130AQJ95	FHLB 1.645 12/14/2026	25,000,000	34,271	-	-	34,271
Federal Agencies	3130ARB59	FHLB 2.350 03/08/2027	25,000,000	48,958	-	-	48,958
Federal Agencies	3130ARB59	FHLB 2.350 03/08/2027	25,000,000	48,958	-	-	48,958
Federal Agencies	3130ARB59	FHLB 2.350 03/08/2027	25,000,000	48,958	-	-	48,958
Federal Agencies	3130ARB59	FHLB 2.350 03/08/2027	25,000,000	48,958	-	-	48,958
Federal Agencies	3133ENRD4	FFCB 1.680 03/10/2027	48,573,000	68,002	18,807	-	86,810
Federal Agencies	3133ENUD0	FFCB 2.640 04/08/2026	-	10,267	186	-	10,453
Federal Agencies	3133ENUD0	FFCB 2.640 04/08/2026	-	15,400	279	-	15,679
Federal Agencies	3133ENTS9	FFCB 2.600 04/05/2027	24,500,000	53,083	2,022	-	55,105
Federal Agencies	3133ENTS9	FFCB 2.600 04/05/2027	22,500,000	48,750	1,770	-	50,520
Federal Agencies	3133ENTS9	FFCB 2.600 04/05/2027	25,000,000	54,167	3,222	-	57,389
Federal Agencies	3133ENZK9	FFCB 3.240 06/28/2027	27,865,000	75,236	-3,865	-	71,371
Federal Agencies	3130ASGU7	FHLB 3.500 06/11/2027	12,375,000	36,094	-2,984	-	33,110
Federal Agencies	3130ASGU7	FHLB 3.500 06/11/2027	10,000,000	29,167	-2,374	-	26,793
Federal Agencies	3130ASGU7	FHLB 3.500 06/11/2027	21,725,000	63,365	-4,895	-	58,470
Federal Agencies	3133EN2L3	FFCB 4.125 05/17/2027	21,000,000	72,188	238	-	72,425
Federal Agencies	3133EN2L3	FFCB 4.125 05/17/2027	5,000,000	17,188	63	-	17,251
Federal Agencies	3133EN2L3	FFCB 4.125 05/17/2027	4,650,000	15,984	59	-	16,043
Federal Agencies	3133EN2L3	FFCB 4.125 05/17/2027	25,000,000	85,938	315	-	86,253
Federal Agencies	3133EPBM6	FFCB 4.125 08/23/2027	10,000,000	34,375	475	-	34,850

## Monthly Investment Earnings Pooled Fund

Type of Investment	CUSIP	Description	Par Value	Accrued	(Amort.) / Accre.	Unrealized G/L	Total Earnings
Federal Agencies	3130AVWS7	FHLB 3.750 06/12/2026	17,045,000	53,266	1,422	-	54,688
Federal Agencies	3130AVWS7	FHLB 3.750 06/12/2026	20,000,000	62,500	1,626	-	64,126
Federal Agencies	3130AWAH3	FHLB 4.000 06/12/2026	15,000,000	50,000	2,728	-	52,728
Federal Agencies	3130AWAH3	FHLB 4.000 06/12/2026	10,000,000	33,333	1,780	-	35,114
Federal Agencies	3133EPMU6	FFCB 4.250 06/15/2026	30,000,000	106,250	1,330	-	107,580
Federal Agencies	3133EPMU6	FFCB 4.250 06/15/2026	20,000,000	70,833	843	-	71,676
Federal Agencies	3133EPMV4	FFCB 4.125 06/15/2027	28,940,000	99,481	576	-	100,058
Federal Agencies	3133EPMU6	FFCB 4.250 06/15/2026	24,700,000	87,479	1,636	-	89,115
Federal Agencies	3133EPNG6	FFCB 4.375 06/23/2026	50,000,000	182,292	725	-	183,017
Federal Agencies	3133EPNG6	FFCB 4.375 06/23/2026	25,000,000	91,146	363	-	91,509
Federal Agencies	3133EPNG6	FFCB 4.375 06/23/2026	25,000,000	91,146	363	-	91,509
Federal Agencies	3130AWLZ1	FHLB 4.750 06/12/2026	50,000,000	197,917	4,045	-	201,962
Federal Agencies	3133EPSK2	FFCB 4.250 08/07/2028	19,500,000	69,063	1,441	-	70,503
Federal Agencies	3133EPSW6	FFCB 4.500 08/14/2026	50,000,000	187,500	3,148	-	190,648
Federal Agencies	3133EPUN3	FFCB 4.500 08/28/2028	10,000,000	37,500	343	-	37,843
Federal Agencies	3133EPUN3	FFCB 4.500 08/28/2028	25,000,000	93,750	928	-	94,678
Federal Agencies	3133EPUN3	FFCB 4.500 08/28/2028	15,000,000	56,250	611	-	56,861
Federal Agencies	3133EPUN3	FFCB 4.500 08/28/2028	33,000,000	123,750	1,561	-	125,311
Federal Agencies	3133EPVP7	FFCB 4.750 07/08/2026	19,000,000	75,208	441	-	75,649
Federal Agencies	3133EPVP7	FFCB 4.750 07/08/2026	10,000,000	39,583	241	-	39,824
Federal Agencies	3133EPVP7	FFCB 4.750 07/08/2026	21,000,000	83,125	500	-	83,625
Federal Agencies	3130AXCP1	FHLB 4.875 09/11/2026	11,895,000	48,323	2,069	-	50,392
Federal Agencies	3133EPZA6	FFCB 4.875 10/20/2026	30,000,000	121,875	4,541	-	126,416
Federal Agencies	3133EPZA6	FFCB 4.875 10/20/2026	14,000,000	56,875	2,602	-	59,477
Federal Agencies	3133EPZY4	FFCB 5.000 07/30/2026	25,000,000	104,167	1,890	-	106,057
Federal Agencies	3133EPZY4	FFCB 5.000 07/30/2026	3,000,000	12,500	241	-	12,741
Federal Agencies	3133EPZY4	FFCB 5.000 07/30/2026	9,615,000	40,063	773	-	40,835
Federal Agencies	3133EPZY4	FFCB 5.000 07/30/2026	16,000,000	66,667	1,286	-	67,953
Federal Agencies	3133EPC60	FFCB 4.625 11/15/2027	27,950,000	107,724	2,382	-	110,106
Federal Agencies	3133EPC60	FFCB 4.625 11/15/2027	33,300,000	128,344	2,845	-	131,188
Federal Agencies	3133EPC45	FFCB 4.625 11/13/2028	12,000,000	46,250	262	-	46,512
Federal Agencies	3133EPC45	FFCB 4.625 11/13/2028	20,000,000	77,083	466	-	77,550
Federal Agencies	3133EPC45	FFCB 4.625 11/13/2028	55,000,000	211,979	1,276	-	213,255
Federal Agencies	3130AXU63	FHLB 4.625 11/17/2026	50,000,000	192,708	2,422	-	195,131
Federal Agencies	3133EM4X7	FFCB 0.800 09/10/2026	28,975,000	19,317	83,770	-	103,087
Federal Agencies	3133EPP66	FFCB 4.000 05/20/2027	31,000,000	103,333	2,267	-	105,601
Federal Agencies	3133EPP66	FFCB 4.000 05/20/2027	58,850,000	196,167	4,516	-	200,683
Federal Agencies	3133EPX91	FFCB 4.125 01/25/2027	35,000,000	120,313	1,207	-	121,520
Federal Agencies	3133EPX91	FFCB 4.125 01/25/2027	50,000,000	171,875	1,834	-	173,709

## Monthly Investment Earnings Pooled Fund

Type of Investment	CUSIP	Description	Par Value	Accrued	(Amort.) / Accre.	Unrealized G/L	Total Earnings
Federal Agencies	3133EPX91	FFCB 4.125 01/25/2027	25,000,000	85,938	862	-	86,800
Federal Agencies	3133EPX91	FFCB 4.125 01/25/2027	10,000,000	34,375	367	-	34,742
Federal Agencies	3133EPX91	FFCB 4.125 01/25/2027	5,000,000	17,188	196	-	17,383
Federal Agencies	3130AYPN0	FHLB 4.125 01/15/2027	12,000,000	41,250	749	-	41,999
Federal Agencies	3130AYPN0	FHLB 4.125 01/15/2027	25,000,000	85,938	1,560	-	87,497
Federal Agencies	3130AYPN0	FHLB 4.125 01/15/2027	29,350,000	100,891	1,831	-	102,722
Federal Agencies	3130AYPN0	FHLB 4.125 01/15/2027	50,000,000	171,875	3,119	-	174,994
Federal Agencies	3133EP6K6	FFCB 4.500 03/26/2027	50,000,000	187,500	2,482	-	189,982
Federal Agencies	3133EP5U5	FFCB 4.125 03/20/2029	51,660,000	177,581	10,819	-	188,401
Federal Agencies	3133EP5S0	FFCB 4.250 03/20/2028	4,971,000	17,606	1,131	-	18,737
Federal Agencies	3130AVBD3	FHLB 4.500 03/09/2029	25,000,000	93,750	-313	-	93,437
Federal Agencies	3130B0TY5	FHLB 4.750 04/09/2027	20,000,000	79,167	1,449	-	80,616
Federal Agencies	3130B0TY5	FHLB 4.750 04/09/2027	17,000,000	67,292	1,232	-	68,524
Federal Agencies	3130B0TY5	FHLB 4.750 04/09/2027	48,000,000	190,000	3,478	-	193,478
Federal Agencies	3130B0TY5	FHLB 4.750 04/09/2027	40,000,000	158,333	2,898	-	161,232
Federal Agencies	3133ERDH1	FFCB 4.750 04/30/2029	63,085,000	249,711	-11,201	-	238,510
Federal Agencies	3133ERDH1	FFCB 4.750 04/30/2029	27,892,000	110,406	-4,946	-	105,459
Federal Agencies	3133ERDH1	FFCB 4.750 04/30/2029	30,000,000	118,750	-5,238	-	113,512
Federal Agencies	3133ERDS7	FFCB 4.750 05/06/2027	12,727,000	50,378	-365	-	50,013
Federal Agencies	3130AX4E5	FHLB 4.500 06/11/2027	11,000,000	41,250	1,676	-	42,926
Federal Agencies	3133ERGL9	FFCB 4.500 06/07/2028	15,000,000	56,250	111	-	56,361
Federal Agencies	3130B1BT3	FHLB 4.875 06/12/2026	13,485,000	54,783	-833	-	53,950
Federal Agencies	3133ERHD6	FFCB 4.875 06/12/2026	32,000,000	130,000	-2,122	-	127,878
Federal Agencies	3133ERHD6	FFCB 4.875 06/12/2026	20,000,000	81,250	-1,260	-	79,990
Federal Agencies	3133ERHN4	FFCB 4.250 10/20/2028	38,000,000	134,583	4,069	-	138,652
Federal Agencies	3133ERHN4	FFCB 4.250 10/20/2028	5,000,000	17,708	529	-	18,237
Federal Agencies	3133ERGS4	FFCB 4.250 06/11/2029	10,000,000	35,417	537	-	35,953
Federal Agencies	3133ERGS4	FFCB 4.250 06/11/2029	10,000,000	35,417	537	-	35,953
Federal Agencies	3133ERGS4	FFCB 4.250 06/11/2029	20,000,000	70,833	1,073	-	71,907
Federal Agencies	3133ERGS4	FFCB 4.250 06/11/2029	10,000,000	35,417	537	-	35,953
Federal Agencies	3133ERGS4	FFCB 4.250 06/11/2029	29,000,000	102,708	1,263	-	103,972
Federal Agencies	3133ERGL9	FFCB 4.500 06/07/2028	20,000,000	75,000	-782	-	74,218
Federal Agencies	3133ERGL9	FFCB 4.500 06/07/2028	14,934,000	56,003	-584	-	55,418
Federal Agencies	3133ERJZ5	FFCB 4.500 06/28/2027	30,000,000	112,500	388	-	112,888
Federal Agencies	3133ERKM2	FFCB 4.500 07/08/2027	25,000,000	93,750	-912	-	92,838
Federal Agencies	3130B1EF0	FHLB 4.625 06/11/2027	20,700,000	79,781	-2,691	-	77,090
Federal Agencies	3133ERKM2	FFCB 4.500 07/08/2027	25,000,000	93,750	-700	-	93,050
Federal Agencies	3133ERKX8	FFCB 4.250 07/12/2029	20,000,000	70,833	177	-	71,011
Federal Agencies	3133ERMB4	FFCB 4.250 07/23/2027	10,000,000	35,417	96	-	35,513

# Monthly Investment Earnings

## Pooled Fund

Type of Investment	CUSIP	Description	Par Value	Accrued	(Amort.) / Accre.	Unrealized G/L	Total Earnings
Federal Agencies	3133ERMB4	FFCB 4.250 07/23/2027	15,000,000	53,125	144	-	53,269
Federal Agencies	3130B2PJ8	FHLB 3.625 09/04/2026	25,000,000	75,521	1,384	-	76,904
Federal Agencies	3130B2PJ8	FHLB 3.625 09/04/2026	50,000,000	151,042	2,767	-	153,809
Federal Agencies	3130B2PJ8	FHLB 3.625 09/04/2026	19,000,000	57,396	1,051	-	58,447
Federal Agencies	3130B2PJ8	FHLB 3.625 09/04/2026	25,900,000	78,240	1,433	-	79,673
Federal Agencies	3130ATHX8	FHLB 4.125 09/14/2029	15,000,000	51,563	-6,498	-	45,064
Federal Agencies	3133ERVR9	FFCB 3.500 07/01/2027	55,000,000	160,417	2,235	-	162,652
Federal Agencies	3130B2XR1	FHLB 4.010 07/02/2029	65,000,000	217,208	-	-	217,208
Federal Agencies	3130B2XR1	FHLB 4.010 07/02/2029	25,000,000	83,542	-	-	83,542
Federal Agencies	3130B2XR1	FHLB 4.010 07/02/2029	25,000,000	83,542	-	-	83,542
Federal Agencies	3133ERWR8	FFCB 3.500 01/07/2027	12,500,000	36,458	4,613	-	41,072
Federal Agencies	3133ERXJ5	FFCB 3.875 10/15/2027	8,000,000	25,833	105	-	25,939
Federal Agencies	3133ERXJ5	FFCB 3.875 10/15/2027	5,000,000	16,146	75	-	16,221
Federal Agencies	3130B3A29	FHLB 4.000 10/09/2026	15,000,000	50,000	130	-	50,130
Federal Agencies	3130B3A29	FHLB 4.000 10/09/2026	25,000,000	83,333	216	-	83,550
Federal Agencies	3130B3A29	FHLB 4.000 10/09/2026	25,000,000	83,333	216	-	83,550
Federal Agencies	3130B3A29	FHLB 4.000 10/09/2026	50,000,000	166,667	433	-	167,099
Federal Agencies	3130B3GD9	FHLB 4.000 11/27/2028	47,025,000	156,750	1,703	-	158,453
Federal Agencies	3130ATHX8	FHLB 4.125 09/14/2029	15,000,000	51,563	-814	-	50,749
Federal Agencies	3130ATHX8	FHLB 4.125 09/14/2029	15,000,000	51,563	-728	-	50,835
Federal Agencies	3130ATHX8	FHLB 4.125 09/14/2029	25,590,000	87,966	-1,241	-	86,724
Federal Agencies	3133ERD24	FFCB 4.250 02/18/2027	30,000,000	106,250	602	-	106,852
Federal Agencies	3133ERJ51	FFCB 4.125 12/10/2027	38,343,000	131,804	3,182	-	134,986
Federal Agencies	3133ERJ51	FFCB 4.125 12/10/2027	25,505,000	87,673	2,110	-	89,783
Federal Agencies	3133ERJ51	FFCB 4.125 12/10/2027	21,000,000	72,188	1,743	-	73,930
Federal Agencies	3133ERJ51	FFCB 4.125 12/10/2027	33,000,000	113,438	2,948	-	116,386
Federal Agencies	3133ERT84	FFCB 4.250 01/14/2028	29,750,000	105,365	4,768	-	110,133
Federal Agencies	3133ERZ46	FFCB 4.250 01/28/2028	50,000,000	177,083	701	-	177,784
Federal Agencies	3133ERZ46	FFCB 4.250 01/28/2028	47,000,000	166,458	659	-	167,117
Federal Agencies	3133ER2Z3	FFCB 4.250 11/03/2027	41,880,000	148,325	68	-	148,393
Federal Agencies	3133ER2Z3	FFCB 4.250 11/03/2027	5,000,000	17,708	19	-	17,728
Federal Agencies	3133ER4A6	FFCB 4.250 02/18/2027	30,000,000	106,250	1,332	-	107,582
Federal Agencies	3133ER4A6	FFCB 4.250 02/18/2027	25,000,000	88,542	1,058	-	89,600
Federal Agencies	3133ER4A6	FFCB 4.250 02/18/2027	2,000,000	7,083	88	-	7,171
Federal Agencies	3133ER4H1	FFCB 4.500 01/18/2030	12,815,000	48,056	-3,532	-	44,524
Federal Agencies	3133ER4H1	FFCB 4.500 01/18/2030	18,000,000	67,500	-4,937	-	62,563
Federal Agencies	3133ETBF3	FFCB 4.000 04/01/2030	32,260,000	107,533	266	-	107,800
Federal Agencies	3133ETBF3	FFCB 4.000 04/01/2030	46,750,000	155,833	285	-	156,119
Federal Agencies	3133ETBF3	FFCB 4.000 04/01/2030	15,000,000	50,000	104	-	50,104

# Monthly Investment Earnings

## Pooled Fund

Type of Investment	CUSIP	Description	Par Value	Accrued	(Amort.) / Accre.	Unrealized G/L	Total Earnings
Federal Agencies	3133ETBF3	FFCB 4.000 04/01/2030	43,020,000	143,400	1,911	-	145,311
Federal Agencies	3133ER7L9	FFCB 4.000 03/18/2030	8,695,000	28,983	389	-	29,373
Federal Agencies	3133ETBF3	FFCB 4.000 04/01/2030	50,000,000	166,667	7,823	-	174,490
Federal Agencies	3130AWC24	FHLB 4.000 06/09/2028	10,000,000	33,333	91	-	33,424
Federal Agencies	3133ETJF5	FFCB 4.000 02/23/2027	45,000,000	150,000	1,306	-	151,306
Federal Agencies	3133ETJF5	FFCB 4.000 02/23/2027	10,000,000	33,333	290	-	33,624
Federal Agencies	3133ETJV0	FFCB 4.000 11/30/2029	15,000,000	50,000	996	-	50,996
Federal Agencies	3133ETJS7	FFCB 4.000 11/10/2026	12,600,000	42,000	1,056	-	43,056
Federal Agencies	3133ETJV0	FFCB 4.000 11/30/2029	23,000,000	76,667	1,422	-	78,089
Federal Agencies	3133ETJZ1	FFCB 3.875 06/05/2028	25,000,000	80,729	1,170	-	81,899
Federal Agencies	3133ETKQ9	FFCB 4.000 06/10/2030	20,000,000	66,667	904	-	67,570
Federal Agencies	3133ETKQ9	FFCB 4.000 06/10/2030	10,000,000	33,333	427	-	33,760
Federal Agencies	3133ETKN6	FFCB 4.000 10/09/2029	15,000,000	50,000	355	-	50,355
Federal Agencies	3133ETKN6	FFCB 4.000 10/09/2029	10,000,000	33,333	237	-	33,570
Federal Agencies	3133ETJZ1	FFCB 3.875 06/05/2028	7,370,000	23,799	755	-	24,554
Federal Agencies	3130B6R24	FHLB 3.875 06/04/2027	16,500,000	53,281	913	-	54,194
Federal Agencies	3130B6R24	FHLB 3.875 06/04/2027	10,000,000	32,292	553	-	32,845
Federal Agencies	3130B6R24	FHLB 3.875 06/04/2027	20,000,000	64,583	1,107	-	65,690
Federal Agencies	3130B6R24	FHLB 3.875 06/04/2027	13,000,000	41,979	719	-	42,699
Federal Agencies	3130B6R24	FHLB 3.875 06/04/2027	36,000,000	116,250	1,992	-	118,242
Federal Agencies	3133ETME4	FFCB 4.000 01/23/2030	25,000,000	83,333	967	-	84,300
Federal Agencies	3133ETME4	FFCB 4.000 01/23/2030	14,450,000	48,167	559	-	48,726
Federal Agencies	3133ETME4	FFCB 4.000 01/23/2030	5,000,000	16,667	187	-	16,854
Federal Agencies	3130AWGS3	FHLB 4.125 06/14/2030	16,000,000	55,000	-1,043	-	53,957
Federal Agencies	3133ETKQ9	FFCB 4.000 06/10/2030	25,000,000	83,333	579	-	83,912
Federal Agencies	3133ETNU7	FFCB 3.750 07/03/2028	50,000,000	156,250	4,684	-	160,934
Federal Agencies	3133ETNU7	FFCB 3.750 07/03/2028	22,500,000	70,313	2,083	-	72,396
Federal Agencies	3133ETLM7	FFCB 4.000 06/17/2030	41,000,000	136,667	-586	-	136,081
Federal Agencies	3133ETLM7	FFCB 4.000 06/17/2030	15,000,000	50,000	-214	-	49,786
Federal Agencies	3133ETLM7	FFCB 4.000 06/17/2030	10,070,000	33,567	-131	-	33,436
Federal Agencies	3133ETNU7	FFCB 3.750 07/03/2028	25,000,000	78,125	2,640	-	80,765
Federal Agencies	3133ETKQ9	FFCB 4.000 06/10/2030	15,000,000	50,000	23	-	50,023
Federal Agencies	3133ETKQ9	FFCB 4.000 06/10/2030	9,750,000	32,500	65	-	32,565
Federal Agencies	3133ETLM7	FFCB 4.000 06/17/2030	16,944,000	56,480	113	-	56,593
Federal Agencies	3130AWGS3	FHLB 4.125 06/14/2030	12,515,000	43,020	-1,074	-	41,947
Federal Agencies	3133ETPF8	FFCB 3.750 07/08/2030	20,000,000	62,500	3,689	-	66,189
Federal Agencies	3130B1BC0	FHLB 4.625 06/08/2029	9,705,000	37,405	-5,079	-	32,326
Federal Agencies	3133ETSX6	FFCB 3.625 08/11/2027	7,000,000	21,146	578	-	21,724
Federal Agencies	3133ETSX6	FFCB 3.625 08/11/2027	5,000,000	15,104	413	-	15,517

# Monthly Investment Earnings

## Pooled Fund

Type of Investment	CUSIP	Description	Par Value	Accrued	(Amort.) / Accre.	Unrealized G/L	Total Earnings
Federal Agencies	3133ETX6	FFCB 3.625 08/11/2027	5,000,000	15,104	421	-	15,525
Federal Agencies	3130ATHX8	FHLB 4.125 09/14/2029	17,000,000	58,438	-4,097	-	54,340
Federal Agencies	3133ETUE5	FFCB 3.750 02/22/2027	40,000,000	125,000	2,907	-	127,907
Federal Agencies	3133ETUE5	FFCB 3.750 02/22/2027	25,000,000	78,125	1,776	-	79,901
Federal Agencies	3133ETUE5	FFCB 3.750 02/22/2027	15,000,000	46,875	1,090	-	47,965
Federal Agencies	3133ETUE5	FFCB 3.750 02/22/2027	35,000,000	109,375	2,697	-	112,072
Federal Agencies	313385VP8	FHDN 0.000 04/15/2026	-	-	37,139	-	37,139
Federal Agencies	3136GATQ2	FNMA 4.030 09/30/2030	25,000,000	83,958	-	-	83,958
Federal Agencies	3136GATQ2	FNMA 4.030 09/30/2030	25,000,000	83,958	-	-	83,958
Federal Agencies	3136GATQ2	FNMA 4.030 09/30/2030	25,000,000	83,958	-	-	83,958
Federal Agencies	3136GATQ2	FNMA 4.030 09/30/2030	25,000,000	83,958	-	-	83,958
Federal Agencies	3136GATQ2	FNMA 4.030 09/30/2030	50,000,000	167,917	-	-	167,917
Federal Agencies	3136GAVY2	FNMA 4.080 10/01/2029	50,000,000	170,000	-	-	170,000
Federal Agencies	3136GAVY2	FNMA 4.080 10/01/2029	25,000,000	85,000	-	-	85,000
Federal Agencies	3136GAVY2	FNMA 4.080 10/01/2029	25,000,000	85,000	-	-	85,000
Federal Agencies	3136GAVY2	FNMA 4.080 10/01/2029	25,000,000	85,000	-	-	85,000
Federal Agencies	3136GAVY2	FNMA 4.080 10/01/2029	25,000,000	85,000	-	-	85,000
Federal Agencies	3136GAWY1	FNMA 4.000 10/15/2029	50,000,000	166,667	-	-	166,667
Federal Agencies	3136GAWY1	FNMA 4.000 10/15/2029	25,000,000	83,333	-	-	83,333
Federal Agencies	3136GAWY1	FNMA 4.000 10/15/2029	25,000,000	83,333	-	-	83,333
Federal Agencies	3136GAWY1	FNMA 4.000 10/15/2029	25,000,000	83,333	-	-	83,333
Federal Agencies	3136GAWY1	FNMA 4.000 10/15/2029	25,000,000	83,333	-	-	83,333
Federal Agencies	3130B82L5	FHLB 3.500 10/04/2027	41,000,000	119,583	3,444	-	123,027
Federal Agencies	3130B82L5	FHLB 3.500 10/04/2027	50,000,000	145,833	4,200	-	150,033
Federal Agencies	3130B82L5	FHLB 3.500 10/04/2027	25,000,000	72,917	2,100	-	75,017
Federal Agencies	3130B82L5	FHLB 3.500 10/04/2027	20,000,000	58,333	1,680	-	60,013
Federal Agencies	313385WN2	FHDN 0.000 05/08/2026	25,000,000	-	75,000	-	75,000
Federal Agencies	3133ETM95	FFCB 3.375 10/27/2027	9,320,000	26,213	869	-	27,082
Federal Agencies	3133ETM95	FFCB 3.375 10/27/2027	60,000,000	168,750	5,597	-	174,347
Federal Agencies	3136GC2P9	FNMA 4.050 11/07/2029	25,000,000	84,375	26	-	84,401
Federal Agencies	3136GC2P9	FNMA 4.050 11/07/2029	25,000,000	84,375	26	-	84,401
Federal Agencies	3136GC2P9	FNMA 4.050 11/07/2029	50,000,000	168,750	51	-	168,801
Federal Agencies	3136GC2P9	FNMA 4.050 11/07/2029	25,000,000	84,375	26	-	84,401
Federal Agencies	3136GC2P9	FNMA 4.050 11/07/2029	25,000,000	84,375	26	-	84,401
Federal Agencies	3130AWMP2	FHLB 4.375 06/14/2030	31,000,000	113,021	-16,179	-	96,842
Federal Agencies	3133ETL70	FFCB 3.375 10/24/2028	5,000,000	14,063	631	-	14,693
Federal Agencies	3133ETL70	FFCB 3.375 10/24/2028	25,000,000	70,313	3,104	-	73,417
Federal Agencies	3133ETL70	FFCB 3.375 10/24/2028	30,000,000	84,375	3,785	-	88,160
Federal Agencies	3133ET2W6	FFCB 3.500 01/20/2028	5,000,000	14,583	318	-	14,902

# Monthly Investment Earnings

## Pooled Fund

Type of Investment	CUSIP	Description	Par Value	Accrued	(Amort.) / Accre.	Unrealized G/L	Total Earnings
Federal Agencies	3130AYPN0	FHLB 4.125 01/15/2027	20,000,000	68,750	-7,597	-	61,153
Federal Agencies	3134HCFX2	FHLMC 4.175 12/23/2030	50,000,000	173,958	-	-	173,958
Federal Agencies	3134HCFX2	FHLMC 4.175 12/23/2030	25,000,000	86,979	-	-	86,979
Federal Agencies	3134HCFX2	FHLMC 4.175 12/23/2030	25,000,000	86,979	-	-	86,979
Federal Agencies	3134HCFX2	FHLMC 4.175 12/23/2030	25,000,000	86,979	-	-	86,979
Federal Agencies	3133ET2S5	FFCB 3.375 11/28/2028	35,000,000	98,438	7,306	-	105,744
Federal Agencies	3134HCFX2	FHLMC 4.175 12/23/2030	23,000,000	80,021	-	-	80,021
Federal Agencies	3133ET5B9	FFCB 3.500 12/22/2026	45,000,000	131,250	1,516	-	132,766
Federal Agencies	3133ET5B9	FFCB 3.500 12/22/2026	37,000,000	107,917	1,247	-	109,164
Federal Agencies	3133ET5B9	FFCB 3.500 12/22/2026	15,000,000	43,750	505	-	44,255
Federal Agencies	3133EN5N6	FFCB 4.000 01/06/2028	50,000,000	166,667	-19,440	-	147,227
Federal Agencies	3134HCKN8	FHLMC 4.035 06/24/2030	25,000,000	84,063	-	-	84,063
Federal Agencies	3134HCKN8	FHLMC 4.035 06/24/2030	25,000,000	84,063	-	-	84,063
Federal Agencies	3134HCKN8	FHLMC 4.035 06/24/2030	25,000,000	84,063	-	-	84,063
Federal Agencies	3134HCKN8	FHLMC 4.035 06/24/2030	50,000,000	168,125	-	-	168,125
Federal Agencies	3134HCKN8	FHLMC 4.035 06/24/2030	25,000,000	84,063	-	-	84,063
Federal Agencies	3133ET4Y0	FFCB 3.500 09/22/2028	10,000,000	29,167	72	-	29,238
Federal Agencies	3133ET4Y0	FFCB 3.500 09/22/2028	20,000,000	58,333	143	-	58,477
Federal Agencies	313385VE3	FHDN 0.000 04/06/2026	-	-	12,131	-	12,131
Federal Agencies	3133ET6K8	FFCB 3.375 01/07/2028	46,000,000	129,375	3,686	-	133,061
Federal Agencies	3133ET6K8	FFCB 3.375 01/07/2028	30,000,000	84,375	2,404	-	86,779
Federal Agencies	3133ET6R3	FFCB 3.375 10/08/2027	15,000,000	42,188	1,051	-	43,238
Federal Agencies	313385ZG4	FHDN 0.000 07/13/2026	15,000,000	-	43,188	-	43,188
Federal Agencies	313385ZS8	FHDN 0.000 07/23/2026	15,000,000	-	43,125	-	43,125
Federal Agencies	313385ZT6	FHDN 0.000 07/24/2026	50,000,000	-	144,167	-	144,167
Federal Agencies	3136GCEC5	FNMA 4.110 07/01/2030	50,000,000	171,250	-	-	171,250
Federal Agencies	3136GCEC5	FNMA 4.110 07/01/2030	25,000,000	85,625	-	-	85,625
Federal Agencies	3136GCEC5	FNMA 4.110 07/01/2030	25,000,000	85,625	-	-	85,625
Federal Agencies	3136GCEC5	FNMA 4.110 07/01/2030	25,000,000	85,625	-	-	85,625
Federal Agencies	3136GCEC5	FNMA 4.110 07/01/2030	25,000,000	85,625	-	-	85,625
Federal Agencies	3133EJ5J4	FFCB 3.190 01/16/2029	10,000,000	26,583	2,951	-	29,534
Federal Agencies	3136GCFD2	FNMA 4.060 01/16/2030	50,000,000	169,167	-	-	169,167
Federal Agencies	3136GCFD2	FNMA 4.060 01/16/2030	25,000,000	84,583	-	-	84,583
Federal Agencies	3136GCFD2	FNMA 4.060 01/16/2030	25,000,000	84,583	-	-	84,583
Federal Agencies	3136GCFD2	FNMA 4.060 01/16/2030	25,000,000	84,583	-	-	84,583
Federal Agencies	3136GCFD2	FNMA 4.060 01/16/2030	25,000,000	84,583	-	-	84,583
Federal Agencies	313385B47	FHDN 0.000 08/10/2026	25,000,000	-	72,396	-	72,396
Federal Agencies	313385B62	FHDN 0.000 08/12/2026	51,000,000	-	147,688	-	147,688
Federal Agencies	313385A97	FHDN 0.000 08/07/2026	10,000,000	-	29,000	-	29,000

# Monthly Investment Earnings

## Pooled Fund

Type of Investment	CUSIP	Description	Par Value	Accrued	(Amort.) / Accre.	Unrealized G/L	Total Earnings
Federal Agencies	3133ET6K8	FFCB 3.375 01/07/2028	23,480,000	66,038	3,166	-	69,204
Federal Agencies	3133EWAU4	FFCB 3.500 01/21/2028	35,000,000	102,083	3,035	-	105,118
Federal Agencies	3133EWAU4	FFCB 3.500 01/21/2028	35,000,000	102,083	3,035	-	105,118
Federal Agencies	313385B88	FHDN 0.000 08/14/2026	22,900,000	-	67,269	-	67,269
Federal Agencies	313385D29	FHDN 0.000 08/24/2026	25,000,000	-	73,646	-	73,646
Federal Agencies	313385D29	FHDN 0.000 08/24/2026	25,000,000	-	73,646	-	73,646
Federal Agencies	313385D29	FHDN 0.000 08/24/2026	15,000,000	-	44,188	-	44,188
Federal Agencies	313385G91	FHDN 0.000 09/24/2026	25,000,000	-	73,021	-	73,021
Federal Agencies	313385G91	FHDN 0.000 09/24/2026	25,000,000	-	73,021	-	73,021
Federal Agencies	313385G91	FHDN 0.000 09/24/2026	25,000,000	-	73,021	-	73,021
Federal Agencies	313385D45	FHDN 0.000 08/26/2026	51,000,000	-	150,450	-	150,450
Federal Agencies	3133EWGC8	FFCB 3.500 09/06/2030	36,750,000	107,188	4,021	-	111,209
Federal Agencies	3130B9RC6	FHLB 3.500 03/03/2028	15,000,000	43,750	531	-	44,281
Federal Agencies	3130B9RC6	FHLB 3.500 03/03/2028	50,000,000	145,833	1,770	-	147,603
Federal Agencies	3130B9RC6	FHLB 3.500 03/03/2028	30,000,000	87,500	1,062	-	88,562
Federal Agencies	3130B9RC6	FHLB 3.500 03/03/2028	25,000,000	72,917	885	-	73,801
Federal Agencies	3130B9RC6	FHLB 3.500 03/03/2028	13,000,000	37,917	460	-	38,377
Federal Agencies	313385G67	FHDN 0.000 09/21/2026	50,000,000	-	148,125	-	148,125
Federal Agencies	313385G67	FHDN 0.000 09/21/2026	25,000,000	-	74,063	-	74,063
Federal Agencies	313385G67	FHDN 0.000 09/21/2026	15,585,000	-	46,365	-	46,365
Federal Agencies	313385G67	FHDN 0.000 09/21/2026	40,000,000	-	118,500	-	118,500
Federal Agencies	3133EWJZ4	FFCB 3.875 03/27/2028	25,000,000	80,729	882	-	81,612
Federal Agencies	3133EWJZ4	FFCB 3.875 03/27/2028	25,000,000	80,729	964	-	81,694
Federal Agencies	3133EWJZ4	FFCB 3.875 03/27/2028	25,000,000	80,729	1,005	-	81,735
Federal Agencies	3133EWJZ4	FFCB 3.875 03/27/2028	2,000,000	6,458	80	-	6,539
Federal Agencies	3133EWKC3	FFCB 3.875 03/27/2029	25,000,000	80,729	1,444	-	82,173
Federal Agencies	3133EWKC3	FFCB 3.875 03/27/2029	21,700,000	70,073	1,396	-	71,469
Federal Agencies	3133EWKC3	FFCB 3.875 03/27/2029	50,000,000	161,458	3,216	-	164,675
Federal Agencies	3136GCZU2	FNMA 4.200 03/17/2031	25,000,000	72,917	-	-	72,917
Federal Agencies	3136GCZU2	FNMA 4.200 03/17/2031	25,000,000	72,917	-	-	72,917
Federal Agencies	3136GCZU2	FNMA 4.200 03/17/2031	25,000,000	72,917	-	-	72,917
Federal Agencies	3136GCZU2	FNMA 4.200 03/17/2031	50,000,000	145,833	-	-	145,833
Federal Agencies	313385VE3	FHDN 0.000 04/06/2026	-	-	24,718	-	24,718
Federal Agencies	313385VF0	FHDN 0.000 04/07/2026	-	-	5,014	-	5,014
Federal Agencies	313385VF0	FHDN 0.000 04/07/2026	-	-	5,014	-	5,014
Federal Agencies	313385VF0	FHDN 0.000 04/07/2026	-	-	5,014	-	5,014
Federal Agencies	313385VF0	FHDN 0.000 04/07/2026	-	-	5,014	-	5,014
Federal Agencies	3136GD2S1	FNMA 4.180 01/07/2030	50,000,000	139,333	-	-	139,333

# Monthly Investment Earnings

## Pooled Fund

Type of Investment	CUSIP	Description	Par Value	Accrued	(Amort.) / Accre.	Unrealized G/L	Total Earnings
Federal Agencies	3136GD2S1	FNMA 4.180 01/07/2030	25,000,000	69,667	-	-	69,667
Federal Agencies	3136GD2S1	FNMA 4.180 01/07/2030	25,000,000	69,667	-	-	69,667
Federal Agencies	3136GD2S1	FNMA 4.180 01/07/2030	25,000,000	69,667	-	-	69,667
Federal Agencies	3136GD2S1	FNMA 4.180 01/07/2030	25,000,000	69,667	-	-	69,667
Federal Agencies	3136GD3W1	FNMA 4.250 06/15/2029	50,000,000	94,444	-	-	94,444
Federal Agencies	3136GD3W1	FNMA 4.250 06/15/2029	25,000,000	47,222	-	-	47,222
Federal Agencies	3136GD3W1	FNMA 4.250 06/15/2029	25,000,000	47,222	-	-	47,222
Federal Agencies	3136GD3W1	FNMA 4.250 06/15/2029	25,000,000	47,222	-	-	47,222
Federal Agencies	3136GD3W1	FNMA 4.250 06/15/2029	25,000,000	47,222	-	-	47,222
Federal Agencies	313385VP8	FHDN 0.000 04/15/2026	-	-	5,000	-	5,000
Federal Agencies	313385VP8	FHDN 0.000 04/15/2026	-	-	5,000	-	5,000
Federal Agencies	313385VP8	FHDN 0.000 04/15/2026	-	-	5,000	-	5,000
Federal Agencies	313385VP8	FHDN 0.000 04/15/2026	-	-	5,000	-	5,000
Federal Agencies	313385VQ6	FHDN 0.000 04/16/2026	-	-	5,000	-	5,000
Federal Agencies	313385VQ6	FHDN 0.000 04/16/2026	-	-	5,000	-	5,000
Federal Agencies	313385VQ6	FHDN 0.000 04/16/2026	-	-	5,000	-	5,000
Federal Agencies	313385VQ6	FHDN 0.000 04/16/2026	-	-	5,000	-	5,000
Federal Agencies	3136GD4S9	FNMA 4.183 07/01/2030	50,000,000	63,907	-	-	63,907
Federal Agencies	3136GD4S9	FNMA 4.183 07/01/2030	25,000,000	31,953	-	-	31,953
Federal Agencies	3136GD4S9	FNMA 4.183 07/01/2030	25,000,000	31,953	-	-	31,953
Federal Agencies	3136GD4S9	FNMA 4.183 07/01/2030	25,000,000	31,953	-	-	31,953
Federal Agencies	3136GD4S9	FNMA 4.183 07/01/2030	25,000,000	31,953	-	-	31,953
Federal Agencies	313385VR4	FHDN 0.000 04/17/2026	-	-	5,028	-	5,028
Federal Agencies	313385VR4	FHDN 0.000 04/17/2026	-	-	10,056	-	10,056
Federal Agencies	313385VR4	FHDN 0.000 04/17/2026	-	-	5,028	-	5,028
Federal Agencies	313385VU7	FHDN 0.000 04/20/2026	-	-	30,083	-	30,083
Federal Agencies	313385VU7	FHDN 0.000 04/20/2026	-	-	15,042	-	15,042
Federal Agencies	313385VU7	FHDN 0.000 04/20/2026	-	-	15,042	-	15,042
Federal Agencies	313385VV5	FHDN 0.000 04/21/2026	-	-	5,000	-	5,000
Federal Agencies	313385VV5	FHDN 0.000 04/21/2026	-	-	5,000	-	5,000
Federal Agencies	313385VV5	FHDN 0.000 04/21/2026	-	-	5,000	-	5,000
Federal Agencies	313385VV5	FHDN 0.000 04/21/2026	-	-	5,000	-	5,000
Federal Agencies	3136GD5K5	FNMA 4.125 06/15/2029	25,000,000	20,052	-	-	20,052
Federal Agencies	3136GD5K5	FNMA 4.125 06/15/2029	25,000,000	20,052	-	-	20,052
Federal Agencies	3136GD5K5	FNMA 4.125 06/15/2029	25,000,000	20,052	-	-	20,052
Federal Agencies	3136GD5K5	FNMA 4.125 06/15/2029	25,000,000	20,052	-	-	20,052
Federal Agencies	3136GD5K5	FNMA 4.125 06/15/2029	50,000,000	40,104	-	-	40,104
Federal Agencies	313385VW3	FHDN 0.000 04/22/2026	-	-	9,972	-	9,972
Federal Agencies	313385VW3	FHDN 0.000 04/22/2026	-	-	9,972	-	9,972

# Monthly Investment Earnings

## Pooled Fund

Type of Investment	CUSIP	Description	Par Value	Accrued	(Amort.) / Accre.	Unrealized G/L	Total Earnings
Federal Agencies	313385WD4	FHDN 0.000 04/29/2026	-	-	80,000	-	80,000
Federal Agencies	313385VX1	FHDN 0.000 04/23/2026	-	-	9,972	-	9,972
Federal Agencies	313385VX1	FHDN 0.000 04/23/2026	-	-	9,972	-	9,972
Federal Agencies	313385VY9	FHDN 0.000 04/24/2026	-	-	9,944	-	9,944
Federal Agencies	313385VY9	FHDN 0.000 04/24/2026	-	-	9,944	-	9,944
Federal Agencies	313385VY9	FHDN 0.000 04/24/2026	-	-	9,944	-	9,944
<b>Subtotals</b>			<b>8,516,934,000</b>	<b>23,961,596</b>	<b>2,208,736</b>	-	<b>26,170,332</b>
Negotiable CDs	96130AZZ4	WSTNY 4.350 05/04/2026	125,000,000	453,125	-	-	453,125
Negotiable CDs	96130AC22	WSTNY 4.320 06/15/2026	100,000,000	360,000	-	-	360,000
Negotiable CDs	78015JJQ1	RY 4.330 04/07/2026	-	36,083	-	-	36,083
Negotiable CDs	06418NHV7	BNSHOU 4.270 07/01/2026	100,000,000	355,833	-	-	355,833
Negotiable CDs	06367DRZ0	BMOCHG 4.170 06/01/2026	100,000,000	347,500	-	-	347,500
Negotiable CDs	78015JL88	RY 4.060 07/01/2026	100,000,000	338,333	-	-	338,333
Negotiable CDs	06367DS97	BMOCHG 4.200 06/15/2026	100,000,000	350,000	-	-	350,000
Negotiable CDs	78015JMC8	RY 4.180 04/23/2026	-	255,444	-	-	255,444
Negotiable CDs	06418NJE3	BNSHOU 4.200 04/20/2026	-	277,083	-	-	277,083
Negotiable CDs	06418NJK9	BNSHOU 4.110 04/23/2026	-	251,167	-	-	251,167
Negotiable CDs	06367DSQ9	BMOCHG 4.000 06/09/2026	46,000,000	153,333	-	-	153,333
Negotiable CDs	06367DSR7	BMOCHG 4.000 06/15/2026	54,000,000	180,000	-	-	180,000
Negotiable CDs	06367DSV8	BMOCHG 3.980 06/17/2026	55,000,000	182,417	-	-	182,417
Negotiable CDs	89115DK96	TDNY 3.850 06/23/2026	50,000,000	160,417	-	-	160,417
Negotiable CDs	89115DKD7	TDNY 3.850 07/01/2026	50,000,000	160,417	-	-	160,417
Negotiable CDs	89115DNV4	TDNY 3.780 06/15/2026	100,000,000	315,000	-	-	315,000
Negotiable CDs	78015J4M6	RY 4.000 10/23/2026	100,000,000	333,333	-	-	333,333
Negotiable CDs	13606DUD2	CIBCNY 4.050 10/23/2026	100,000,000	337,500	-	-	337,500
Negotiable CDs	89115MA63	TDNY 4.050 09/23/2026	25,000,000	84,375	-	-	84,375
Negotiable CDs	89115MAA4	TDNY 4.050 09/24/2026	50,000,000	168,750	-	-	168,750
Negotiable CDs	89115MAE6	TDNY 4.060 10/05/2026	25,000,000	84,583	-	-	84,583
Negotiable CDs	89115MAJ5	TDNY 4.070 10/23/2026	100,000,000	339,167	-	-	339,167
Negotiable CDs	06367DUX1	BMOCHG 4.000 11/02/2026	100,000,000	333,333	-	-	333,333
Negotiable CDs	06367DUZ6	BMOCHG 4.010 11/04/2026	60,000,000	193,817	-	-	193,817
Negotiable CDs	89115M4K9	TDNY 4.010 11/03/2026	50,000,000	161,514	-	-	161,514
Negotiable CDs	13606DUN0	CIBCNY 4.040 01/11/2027	70,000,000	196,389	-	-	196,389
Negotiable CDs	13606DUP5	CIBCNY 4.040 01/13/2027	55,000,000	154,306	-	-	154,306
Negotiable CDs	13606DUU4	CIBCNY 4.000 12/03/2026	60,000,000	146,667	-	-	146,667
Negotiable CDs	13606DUV2	CIBCNY 4.000 12/14/2026	25,000,000	61,111	-	-	61,111
Negotiable CDs	78015J6H5	RY 3.950 12/15/2026	100,000,000	175,556	-	-	175,556
Negotiable CDs	78015J6R3	RY 3.920 12/28/2026	100,000,000	87,111	-	-	87,111

# Monthly Investment Earnings

## Pooled Fund

Type of Investment	CUSIP	Description	Par Value	Accrued	(Amort.) / Accre.	Unrealized G/L	Total Earnings
Negotiable CDs	06418NQH8	BNSHOU 3.910 12/16/2026	70,000,000	60,822	-	-	60,822
Negotiable CDs	78015J6V4	RY 3.910 12/30/2026	70,000,000	60,822	-	-	60,822
Negotiable CDs	06418NQJ4	BNSHOU 3.910 12/28/2026	30,000,000	26,067	-	-	26,067
<b>Subtotals</b>			<b>2,170,000,000</b>	<b>7,181,375</b>	<b>-</b>	<b>-</b>	<b>7,181,375</b>
Commercial Paper	62479MD67	MUFGBK 0.000 04/06/2026	-	-	65,236	-	65,236
Commercial Paper	89233HEN0	TOYCC 0.000 05/22/2026	100,000,000	-	339,167	-	339,167
Commercial Paper	62479MDN0	MUFGBK 0.000 04/22/2026	-	-	121,083	-	121,083
Commercial Paper	89233HEL4	TOYCC 0.000 05/20/2026	55,000,000	-	179,208	-	179,208
Commercial Paper	89233HF33	TOYCC 0.000 06/03/2026	60,000,000	-	195,000	-	195,000
Commercial Paper	89233HG16	TOYCC 0.000 07/01/2026	70,000,000	-	220,500	-	220,500
Commercial Paper	62479MFP3	MUFGBK 0.000 06/23/2026	50,000,000	-	159,167	-	159,167
Commercial Paper	62479MVF0	MUFGBK 0.000 06/29/2026	25,000,000	-	79,583	-	79,583
Commercial Paper	62479MF16	MUFGBK 0.000 06/01/2026	30,000,000	-	95,750	-	95,750
Commercial Paper	62479MFJ7	MUFGBK 0.000 06/18/2026	15,000,000	-	47,750	-	47,750
Commercial Paper	89233HGE8	TOYCC 0.000 07/14/2026	75,000,000	-	234,375	-	234,375
Commercial Paper	89233HGQ1	TOYCC 0.000 07/24/2026	75,000,000	-	233,750	-	233,750
Commercial Paper	89233HGV0	TOYCC 0.000 07/29/2026	50,000,000	-	155,417	-	155,417
Commercial Paper	62479MFF5	MUFGBK 0.000 06/15/2026	65,000,000	-	202,042	-	202,042
Commercial Paper	62479MJP9	MUFGBK 0.000 09/23/2026	100,000,000	-	331,667	-	331,667
Commercial Paper	62479MK77	MUFGBK 0.000 10/07/2026	51,000,000	-	167,875	-	167,875
Commercial Paper	62479MKF9	MUFGBK 0.000 10/15/2026	11,000,000	-	36,208	-	36,208
Commercial Paper	14912EDA2	CATFIN 0.000 04/10/2026	-	-	102,778	-	102,778
Commercial Paper	62479ML27	MUFGBK 0.000 11/02/2026	25,000,000	-	78,944	-	78,944
Commercial Paper	62479ML68	MUFGBK 0.000 11/06/2026	15,000,000	-	47,367	-	47,367
Commercial Paper	62479MLP6	MUFGBK 0.000 11/23/2026	90,000,000	-	235,200	-	235,200
Commercial Paper	14912EDV6	CATFIN 0.000 04/29/2026	-	-	51,486	-	51,486
Commercial Paper	14912EDV8	CATFIN 0.000 04/29/2026	-	-	291,333	-	291,333
Commercial Paper	14912EE78	CATFIN 0.000 05/07/2026	28,900,000	-	26,588	-	26,588
<b>Subtotals</b>			<b>990,900,000</b>	<b>-</b>	<b>3,697,473</b>	<b>-</b>	<b>3,697,473</b>
Medium Term Notes	594918CN2	MSFT 3.400 09/15/2026	6,452,000	18,281	6,806	-	25,087
Medium Term Notes	594918CN2	MSFT 3.400 09/15/2026	13,009,000	36,859	13,650	-	50,509
Medium Term Notes	24422EXV6	DE 4.200 07/15/2027	10,000,000	35,000	40	-	35,040
Medium Term Notes	14913UAN0	CAT 4.450 10/16/2026	18,385,000	68,178	-8,521	-	59,657
Medium Term Notes	037833CJ7	AAPL 3.350 02/09/2027	50,000,000	139,583	14,211	-	153,794
Medium Term Notes	89236TMY8	TOYOTA 4.600 01/08/2027	40,000,000	153,333	905	-	154,239
Medium Term Notes	24422EYD5	DE 4.250 06/05/2028	25,000,000	88,542	609	-	89,151
<b>Subtotals</b>			<b>162,846,000</b>	<b>539,776</b>	<b>27,700</b>	<b>-</b>	<b>567,476</b>

## Monthly Investment Earnings Pooled Fund

Type of Investment	CUSIP	Description	Par Value	Accrued	(Amort.) / Accre.	Unrealized G/L	Total Earnings
Money Market Funds	09248U718	BlackRock Liquidity Funds T-Fund	14,781,141	42,800	-	-	42,800
Money Market Funds	31607A703	Fidelity Govt Portfolio	737,693,031	1,503,362	-	-	1,503,362
Money Market Funds	608919718	Federated Hermes Govt Obligations Fund	695,730,330	1,634,150	-	-	1,634,150
Money Market Funds	262006208	Dreyfus Government Cash Management	15,377,904	44,471	-	-	44,471
Money Market Funds	85749T517	State Street Institutional U.S. Govt MMF	31,157,053	224,219	-	-	224,219
Money Market Funds	61747C319	Morgan Stanley Institutional Liquidity Fund	28,279,516	140,445	-	-	140,445
<b>Subtotals</b>			<b>1,523,018,975</b>	<b>3,589,448</b>	<b>-</b>	<b>-</b>	<b>3,589,448</b>
Supranationals	4581X0EN4	IADB 4.125 02/15/2029	25,000,000	85,938	6,261	-	92,198
Supranationals	459058KJ1	IBRD 3.125 06/15/2027	12,323,000	32,091	10,969	-	43,060
Supranationals	4581X0EN4	IADB 4.125 02/15/2029	50,000,000	171,875	3,100	-	174,975
Supranationals	459058KC6	IBRD 0.700 11/16/2026	55,000,000	103,125	67,305	-	170,430
<b>Subtotals</b>			<b>142,323,000</b>	<b>393,029</b>	<b>87,635</b>	<b>-</b>	<b>480,663</b>
Secured Bank Deposit	0660P0999	Bank of America TTX INV Deposit Acct	166,653,899	491,658	-	-	491,658
<b>Subtotals</b>			<b>166,653,899</b>	<b>491,658</b>	<b>-</b>	<b>-</b>	<b>491,658</b>
<b>Grand Totals</b>			<b>19,131,675,874</b>	<b>50,790,605</b>	<b>6,767,595</b>	<b>-</b>	<b>57,558,200</b>

# Investment Transactions

## Pooled Fund

Accounting ID	Transaction Type	Cusip	Description	Price	Settlement Date	Posted Date	Par Value	Principal	Accrued Interest	Total
59045	Buy	06367DUX1	BMOCHG 4.000 11/02/2026	100.00000	04/01/2026	04/01/2026	100,000,000	100,000,000	-	100,000,000
59051	Buy	313385VE3	FHDN 0.000 04/06/2026	99.94986	04/01/2026	04/01/2026	49,300,000	49,275,282	-	49,275,282
59052	Buy	14912EDA2	CATFIN 0.000 04/10/2026	99.91778	04/02/2026	04/02/2026	125,000,000	124,897,222	-	124,897,222
59053	Buy	62479ML27	MUFGBK 0.000 11/02/2026	97.66978	04/02/2026	04/02/2026	25,000,000	24,417,444	-	24,417,444
59054	Buy	62479ML68	MUFGBK 0.000 11/06/2026	97.62622	04/02/2026	04/02/2026	15,000,000	14,643,933	-	14,643,933
59055	Buy	06367DUZ6	BMOCHG 4.010 11/04/2026	100.00000	04/02/2026	04/02/2026	60,000,000	60,000,000	-	60,000,000
59056	Buy	89115M4K9	TDNY 4.010 11/03/2026	100.00000	04/02/2026	04/02/2026	50,000,000	50,000,000	-	50,000,000
59046	Buy	3136GCZU2	FNMA 4.200 03/17/2031	100.00000	04/06/2026	04/06/2026	25,000,000	25,000,000	-	25,000,000
59047	Buy	3136GCZU2	FNMA 4.200 03/17/2031	100.00000	04/06/2026	04/06/2026	25,000,000	25,000,000	-	25,000,000
59048	Buy	3136GCZU2	FNMA 4.200 03/17/2031	100.00000	04/06/2026	04/06/2026	25,000,000	25,000,000	-	25,000,000
59049	Buy	3136GCZU2	FNMA 4.200 03/17/2031	100.00000	04/06/2026	04/06/2026	25,000,000	25,000,000	-	25,000,000
59050	Buy	3136GCZU2	FNMA 4.200 03/17/2031	100.00000	04/06/2026	04/06/2026	50,000,000	50,000,000	-	50,000,000
59057	Buy	313385VF0	FHDN 0.000 04/07/2026	99.98997	04/06/2026	04/06/2026	50,000,000	49,994,986	-	49,994,986
59058	Buy	313385VF0	FHDN 0.000 04/07/2026	99.98997	04/06/2026	04/06/2026	50,000,000	49,994,986	-	49,994,986
59059	Buy	313385VF0	FHDN 0.000 04/07/2026	99.98997	04/06/2026	04/06/2026	50,000,000	49,994,986	-	49,994,986
59060	Buy	313385VF0	FHDN 0.000 04/07/2026	99.98997	04/06/2026	04/06/2026	50,000,000	49,994,986	-	49,994,986
59061	Buy	13606DUN0	CIBCNY 4.040 01/11/2027	100.00000	04/06/2026	04/06/2026	70,000,000	70,000,000	-	70,000,000
59062	Buy	13606DUP5	CIBCNY 4.040 01/13/2027	100.00000	04/06/2026	04/06/2026	55,000,000	55,000,000	-	55,000,000
59063	Buy	3136GD2S1	FNMA 4.180 01/07/2030	100.00000	04/07/2026	04/07/2026	50,000,000	50,000,000	-	50,000,000
59064	Buy	3136GD2S1	FNMA 4.180 01/07/2030	100.00000	04/07/2026	04/07/2026	25,000,000	25,000,000	-	25,000,000
59065	Buy	3136GD2S1	FNMA 4.180 01/07/2030	100.00000	04/07/2026	04/07/2026	25,000,000	25,000,000	-	25,000,000
59066	Buy	3136GD2S1	FNMA 4.180 01/07/2030	100.00000	04/07/2026	04/07/2026	25,000,000	25,000,000	-	25,000,000
59067	Buy	3136GD2S1	FNMA 4.180 01/07/2030	100.00000	04/07/2026	04/07/2026	25,000,000	25,000,000	-	25,000,000
59069	Buy	62479MLP6	MUFGBK 0.000 11/23/2026	97.49556	04/07/2026	04/07/2026	90,000,000	87,746,000	-	87,746,000
59068	Buy	91282CQG9	T 3.875 03/31/2031	99.43359	04/08/2026	04/08/2026	100,000,000	99,433,594	84,699	99,518,293
59070	Buy	14912EDV6	CATFIN 0.000 04/29/2026	99.79500	04/09/2026	04/09/2026	25,115,000	25,063,514	-	25,063,514
59072	Buy	13606DUU4	CIBCNY 4.000 12/03/2026	100.00000	04/09/2026	04/09/2026	60,000,000	60,000,000	-	60,000,000
59073	Buy	13606DUV2	CIBCNY 4.000 12/14/2026	100.00000	04/09/2026	04/09/2026	25,000,000	25,000,000	-	25,000,000
59071	Buy	14912EDV6	CATFIN 0.000 04/29/2026	99.80578	04/10/2026	04/10/2026	150,000,000	149,708,667	-	149,708,667
59079	Buy	313385VP8	FHDN 0.000 04/15/2026	99.99000	04/14/2026	04/14/2026	50,000,000	49,995,000	-	49,995,000
59080	Buy	313385VP8	FHDN 0.000 04/15/2026	99.99000	04/14/2026	04/14/2026	50,000,000	49,995,000	-	49,995,000
59081	Buy	313385VP8	FHDN 0.000 04/15/2026	99.99000	04/14/2026	04/14/2026	50,000,000	49,995,000	-	49,995,000
59082	Buy	313385VP8	FHDN 0.000 04/15/2026	99.99000	04/14/2026	04/14/2026	50,000,000	49,995,000	-	49,995,000
59074	Buy	3136GD3W1	FNMA 4.250 06/15/2029	100.00000	04/15/2026	04/15/2026	50,000,000	50,000,000	-	50,000,000
59075	Buy	3136GD3W1	FNMA 4.250 06/15/2029	100.00000	04/15/2026	04/15/2026	25,000,000	25,000,000	-	25,000,000
59076	Buy	3136GD3W1	FNMA 4.250 06/15/2029	100.00000	04/15/2026	04/15/2026	25,000,000	25,000,000	-	25,000,000
59077	Buy	3136GD3W1	FNMA 4.250 06/15/2029	100.00000	04/15/2026	04/15/2026	25,000,000	25,000,000	-	25,000,000
59078	Buy	3136GD3W1	FNMA 4.250 06/15/2029	100.00000	04/15/2026	04/15/2026	25,000,000	25,000,000	-	25,000,000
59083	Buy	313385VQ6	FHDN 0.000 04/16/2026	99.99000	04/15/2026	04/15/2026	50,000,000	49,995,000	-	49,995,000

# Investment Transactions

## Pooled Fund

Accounting ID	Transaction Type	Cusip	Description	Price	Settlement Date	Posted Date	Par Value	Principal	Accrued Interest	Total
59084	Buy	313385VQ6	FHDN 0.000 04/16/2026	99.99000	04/15/2026	04/15/2026	50,000,000	49,995,000	-	49,995,000
59085	Buy	313385VQ6	FHDN 0.000 04/16/2026	99.99000	04/15/2026	04/15/2026	50,000,000	49,995,000	-	49,995,000
59086	Buy	313385VQ6	FHDN 0.000 04/16/2026	99.99000	04/15/2026	04/15/2026	50,000,000	49,995,000	-	49,995,000
59087	Buy	78015J6H5	RY 3.950 12/15/2026	100.00000	04/15/2026	04/15/2026	100,000,000	100,000,000	-	100,000,000
59093	Buy	313385VR4	FHDN 0.000 04/17/2026	99.98994	04/16/2026	04/16/2026	50,000,000	49,994,972	-	49,994,972
59094	Buy	313385VR4	FHDN 0.000 04/17/2026	99.98994	04/16/2026	04/16/2026	100,000,000	99,989,944	-	99,989,944
59095	Buy	313385VR4	FHDN 0.000 04/17/2026	99.98994	04/16/2026	04/16/2026	50,000,000	49,994,972	-	49,994,972
59096	Buy	313385VU7	FHDN 0.000 04/20/2026	99.96992	04/17/2026	04/17/2026	100,000,000	99,969,917	-	99,969,917
59097	Buy	313385VU7	FHDN 0.000 04/20/2026	99.96992	04/17/2026	04/17/2026	50,000,000	49,984,958	-	49,984,958
59098	Buy	313385VU7	FHDN 0.000 04/20/2026	99.96992	04/17/2026	04/17/2026	50,000,000	49,984,958	-	49,984,958
59088	Buy	3136GD4S9	FNMA 4.183 07/01/2030	100.00000	04/20/2026	04/20/2026	50,000,000	50,000,000	-	50,000,000
59089	Buy	3136GD4S9	FNMA 4.183 07/01/2030	100.00000	04/20/2026	04/20/2026	25,000,000	25,000,000	-	25,000,000
59090	Buy	3136GD4S9	FNMA 4.183 07/01/2030	100.00000	04/20/2026	04/20/2026	25,000,000	25,000,000	-	25,000,000
59091	Buy	3136GD4S9	FNMA 4.183 07/01/2030	100.00000	04/20/2026	04/20/2026	25,000,000	25,000,000	-	25,000,000
59092	Buy	3136GD4S9	FNMA 4.183 07/01/2030	100.00000	04/20/2026	04/20/2026	25,000,000	25,000,000	-	25,000,000
59099	Buy	313385VV5	FHDN 0.000 04/21/2026	99.99000	04/20/2026	04/20/2026	50,000,000	49,995,000	-	49,995,000
59100	Buy	313385VV5	FHDN 0.000 04/21/2026	99.99000	04/20/2026	04/20/2026	50,000,000	49,995,000	-	49,995,000
59101	Buy	313385VV5	FHDN 0.000 04/21/2026	99.99000	04/20/2026	04/20/2026	50,000,000	49,995,000	-	49,995,000
59102	Buy	313385VV5	FHDN 0.000 04/21/2026	99.99000	04/20/2026	04/20/2026	50,000,000	49,995,000	-	49,995,000
59108	Buy	313385VW3	FHDN 0.000 04/22/2026	99.99003	04/21/2026	04/21/2026	100,000,000	99,990,028	-	99,990,028
59109	Buy	313385VW3	FHDN 0.000 04/22/2026	99.99003	04/21/2026	04/21/2026	100,000,000	99,990,028	-	99,990,028
59110	Buy	313385WD4	FHDN 0.000 04/29/2026	99.92000	04/21/2026	04/21/2026	100,000,000	99,920,000	-	99,920,000
59111	Buy	313385VX1	FHDN 0.000 04/23/2026	99.99003	04/22/2026	04/22/2026	100,000,000	99,990,028	-	99,990,028
59112	Buy	313385VX1	FHDN 0.000 04/23/2026	99.99003	04/22/2026	04/22/2026	100,000,000	99,990,028	-	99,990,028
59113	Buy	14912EE78	CATFIN 0.000 05/07/2026	99.84667	04/22/2026	04/22/2026	28,900,000	28,855,687	-	28,855,687
59114	Buy	78015J6R3	RY 3.920 12/28/2026	100.00000	04/23/2026	04/23/2026	100,000,000	100,000,000	-	100,000,000
59115	Buy	313385VY9	FHDN 0.000 04/24/2026	99.99006	04/23/2026	04/23/2026	100,000,000	99,990,056	-	99,990,056
59116	Buy	313385VY9	FHDN 0.000 04/24/2026	99.99006	04/23/2026	04/23/2026	100,000,000	99,990,056	-	99,990,056
59117	Buy	313385VY9	FHDN 0.000 04/24/2026	99.99006	04/23/2026	04/23/2026	100,000,000	99,990,056	-	99,990,056
59118	Buy	06418NQH8	BNSHOU 3.910 12/16/2026	100.00000	04/23/2026	04/23/2026	70,000,000	70,000,000	-	70,000,000
59119	Buy	78015J6V4	RY 3.910 12/30/2026	100.00000	04/23/2026	04/23/2026	70,000,000	70,000,000	-	70,000,000
59120	Buy	06418NQJ4	BNSHOU 3.910 12/28/2026	100.00000	04/23/2026	04/23/2026	30,000,000	30,000,000	-	30,000,000
59103	Buy	3136GD5K5	FNMA 4.125 06/15/2029	100.00000	04/24/2026	04/24/2026	25,000,000	25,000,000	-	25,000,000
59104	Buy	3136GD5K5	FNMA 4.125 06/15/2029	100.00000	04/24/2026	04/24/2026	25,000,000	25,000,000	-	25,000,000
59105	Buy	3136GD5K5	FNMA 4.125 06/15/2029	100.00000	04/24/2026	04/24/2026	25,000,000	25,000,000	-	25,000,000
59106	Buy	3136GD5K5	FNMA 4.125 06/15/2029	100.00000	04/24/2026	04/24/2026	25,000,000	25,000,000	-	25,000,000
59107	Buy	3136GD5K5	FNMA 4.125 06/15/2029	100.00000	04/24/2026	04/24/2026	50,000,000	50,000,000	-	50,000,000
<b>Activity Total</b>							<b>4,148,315,000</b>	<b>4,143,731,287</b>	<b>84,699</b>	<b>4,143,815,987</b>

# Investment Transactions

## Pooled Fund

Accounting ID	Transaction Type	Cusip	Description	Price	Settlement Date	Posted Date	Par Value	Principal	Accrued Interest	Total
58945	Maturity	313385VE3	FHDN 0.000 04/06/2026	100.00000	04/06/2026	04/06/2026	24,500,000	24,500,000	-	24,500,000
59051	Maturity	313385VE3	FHDN 0.000 04/06/2026	100.00000	04/06/2026	04/06/2026	49,300,000	49,300,000	-	49,300,000
47122	Maturity	3133EMZ21	FFCB 0.690 04/06/2026	100.00000	04/06/2026	04/06/2026	15,500,000	15,500,000	-	15,500,000
58757	Maturity	62479MD67	MUFGBK 0.000 04/06/2026	100.00000	04/06/2026	04/06/2026	110,000,000	110,000,000	-	110,000,000
59057	Maturity	313385VF0	FHDN 0.000 04/07/2026	100.00000	04/07/2026	04/07/2026	50,000,000	50,000,000	-	50,000,000
59058	Maturity	313385VF0	FHDN 0.000 04/07/2026	100.00000	04/07/2026	04/07/2026	50,000,000	50,000,000	-	50,000,000
59059	Maturity	313385VF0	FHDN 0.000 04/07/2026	100.00000	04/07/2026	04/07/2026	50,000,000	50,000,000	-	50,000,000
59060	Maturity	313385VF0	FHDN 0.000 04/07/2026	100.00000	04/07/2026	04/07/2026	50,000,000	50,000,000	-	50,000,000
58747	Maturity	78015JQ1	RY 4.330 04/07/2026	100.00000	04/07/2026	04/07/2026	50,000,000	50,000,000	-	50,000,000
47337	Maturity	3133ENU00	FFCB 2.640 04/08/2026	100.00000	04/08/2026	04/08/2026	20,000,000	20,000,000	-	20,000,000
47338	Maturity	3133ENU00	FFCB 2.640 04/08/2026	100.00000	04/08/2026	04/08/2026	30,000,000	30,000,000	-	30,000,000
59052	Maturity	14912EDA2	CATFIN 0.000 04/10/2026	100.00000	04/10/2026	04/10/2026	125,000,000	125,000,000	-	125,000,000
58799	Maturity	313385VP8	FHDN 0.000 04/15/2026	100.00000	04/15/2026	04/15/2026	25,000,000	25,000,000	-	25,000,000
59079	Maturity	313385VP8	FHDN 0.000 04/15/2026	100.00000	04/15/2026	04/15/2026	50,000,000	50,000,000	-	50,000,000
59080	Maturity	313385VP8	FHDN 0.000 04/15/2026	100.00000	04/15/2026	04/15/2026	50,000,000	50,000,000	-	50,000,000
59081	Maturity	313385VP8	FHDN 0.000 04/15/2026	100.00000	04/15/2026	04/15/2026	50,000,000	50,000,000	-	50,000,000
59082	Maturity	313385VP8	FHDN 0.000 04/15/2026	100.00000	04/15/2026	04/15/2026	50,000,000	50,000,000	-	50,000,000
59083	Maturity	313385VQ6	FHDN 0.000 04/16/2026	100.00000	04/16/2026	04/16/2026	50,000,000	50,000,000	-	50,000,000
59084	Maturity	313385VQ6	FHDN 0.000 04/16/2026	100.00000	04/16/2026	04/16/2026	50,000,000	50,000,000	-	50,000,000
59085	Maturity	313385VQ6	FHDN 0.000 04/16/2026	100.00000	04/16/2026	04/16/2026	50,000,000	50,000,000	-	50,000,000
59086	Maturity	313385VQ6	FHDN 0.000 04/16/2026	100.00000	04/16/2026	04/16/2026	50,000,000	50,000,000	-	50,000,000
58992	Maturity	912797QD2	B 0.000 04/16/2026	100.00000	04/16/2026	04/16/2026	25,000,000	25,000,000	-	25,000,000
59093	Maturity	313385VR4	FHDN 0.000 04/17/2026	100.00000	04/17/2026	04/17/2026	50,000,000	50,000,000	-	50,000,000
59094	Maturity	313385VR4	FHDN 0.000 04/17/2026	100.00000	04/17/2026	04/17/2026	100,000,000	100,000,000	-	100,000,000
59095	Maturity	313385VR4	FHDN 0.000 04/17/2026	100.00000	04/17/2026	04/17/2026	50,000,000	50,000,000	-	50,000,000
58789	Maturity	06418NJE3	BNSHOU 4.200 04/20/2026	100.00000	04/20/2026	04/20/2026	125,000,000	125,000,000	-	125,000,000
59096	Maturity	313385VU7	FHDN 0.000 04/20/2026	100.00000	04/20/2026	04/20/2026	100,000,000	100,000,000	-	100,000,000
59097	Maturity	313385VU7	FHDN 0.000 04/20/2026	100.00000	04/20/2026	04/20/2026	50,000,000	50,000,000	-	50,000,000
59098	Maturity	313385VU7	FHDN 0.000 04/20/2026	100.00000	04/20/2026	04/20/2026	50,000,000	50,000,000	-	50,000,000
59099	Maturity	313385VV5	FHDN 0.000 04/21/2026	100.00000	04/21/2026	04/21/2026	50,000,000	50,000,000	-	50,000,000
59100	Maturity	313385VV5	FHDN 0.000 04/21/2026	100.00000	04/21/2026	04/21/2026	50,000,000	50,000,000	-	50,000,000
59101	Maturity	313385VV5	FHDN 0.000 04/21/2026	100.00000	04/21/2026	04/21/2026	50,000,000	50,000,000	-	50,000,000
59102	Maturity	313385VV5	FHDN 0.000 04/21/2026	100.00000	04/21/2026	04/21/2026	50,000,000	50,000,000	-	50,000,000
58997	Maturity	912797TJ6	B 0.000 04/21/2026	100.00000	04/21/2026	04/21/2026	65,000,000	65,000,000	-	65,000,000
59108	Maturity	313385VW3	FHDN 0.000 04/22/2026	100.00000	04/22/2026	04/22/2026	100,000,000	100,000,000	-	100,000,000
59109	Maturity	313385VW3	FHDN 0.000 04/22/2026	100.00000	04/22/2026	04/22/2026	100,000,000	100,000,000	-	100,000,000
58803	Maturity	62479MDN0	MUFGBK 0.000 04/22/2026	100.00000	04/22/2026	04/22/2026	51,000,000	51,000,000	-	51,000,000
58804	Maturity	06418NJK9	BNSHOU 4.110 04/23/2026	100.00000	04/23/2026	04/23/2026	100,000,000	100,000,000	-	100,000,000
59111	Maturity	313385VX1	FHDN 0.000 04/23/2026	100.00000	04/23/2026	04/23/2026	100,000,000	100,000,000	-	100,000,000
59112	Maturity	313385VX1	FHDN 0.000 04/23/2026	100.00000	04/23/2026	04/23/2026	100,000,000	100,000,000	-	100,000,000
58788	Maturity	78015JMC8	RY 4.180 04/23/2026	100.00000	04/23/2026	04/23/2026	100,000,000	100,000,000	-	100,000,000
59115	Maturity	313385VY9	FHDN 0.000 04/24/2026	100.00000	04/24/2026	04/24/2026	100,000,000	100,000,000	-	100,000,000
59116	Maturity	313385VY9	FHDN 0.000 04/24/2026	100.00000	04/24/2026	04/24/2026	100,000,000	100,000,000	-	100,000,000
59117	Maturity	313385VY9	FHDN 0.000 04/24/2026	100.00000	04/24/2026	04/24/2026	100,000,000	100,000,000	-	100,000,000
59070	Maturity	14912EDV6	CATFIN 0.000 04/29/2026	100.00000	04/29/2026	04/29/2026	25,115,000	25,115,000	-	25,115,000
59071	Maturity	14912EDV6	CATFIN 0.000 04/29/2026	100.00000	04/29/2026	04/29/2026	150,000,000	150,000,000	-	150,000,000
59110	Maturity	313385WD4	FHDN 0.000 04/29/2026	100.00000	04/29/2026	04/29/2026	100,000,000	100,000,000	-	100,000,000
47068	Maturity	91282CBW0	T 0.750 04/30/2026	100.00000	04/30/2026	04/30/2026	50,000,000	50,000,000	-	50,000,000
47076	Maturity	91282CBW0	T 0.750 04/30/2026	100.00000	04/30/2026	04/30/2026	50,000,000	50,000,000	-	50,000,000
<b>Activity Total</b>							<b>3,190,415,000</b>	<b>3,190,415,000</b>	<b>-</b>	<b>3,190,415,000</b>

# Interest Received

## Pooled Fund

Accounting ID	Transaction Type	Cusip	Description	Date Posted	Interest Received	Purchased Interest Adjustment	Net Interest
58623	Interest Income	3133ETBF3	FFCB 4.000 04/01/2030	04/01/2026	1,000,000	0	1,000,000
58831	Interest Income	3136GAVY2	FNMA 4.080 10/01/2029	04/01/2026	1,020,000	0	1,020,000
58832	Interest Income	3136GAVY2	FNMA 4.080 10/01/2029	04/01/2026	510,000	0	510,000
58833	Interest Income	3136GAVY2	FNMA 4.080 10/01/2029	04/01/2026	510,000	0	510,000
58834	Interest Income	3136GAVY2	FNMA 4.080 10/01/2029	04/01/2026	510,000	0	510,000
58835	Interest Income	3136GAVY2	FNMA 4.080 10/01/2029	04/01/2026	510,000	0	510,000
58607	Interest Income	3133ETBF3	FFCB 4.000 04/01/2030	04/01/2026	645,200	0	645,200
58608	Interest Income	3133ETBF3	FFCB 4.000 04/01/2030	04/01/2026	935,000	0	935,000
58609	Interest Income	3133ETBF3	FFCB 4.000 04/01/2030	04/01/2026	300,000	0	300,000
58616	Interest Income	3133ETBF3	FFCB 4.000 04/01/2030	04/01/2026	860,400	0	860,400
47122	Interest Income	3133EMZ21	FFCB 0.690 04/06/2026	04/06/2026	53,475	0	53,475
58844	Interest Income	3130B82L5	FHLB 3.500 10/04/2027	04/06/2026	697,569	0	697,569
58845	Interest Income	3130B82L5	FHLB 3.500 10/04/2027	04/06/2026	850,694	0	850,694
58846	Interest Income	3130B82L5	FHLB 3.500 10/04/2027	04/06/2026	425,347	0	425,347
58847	Interest Income	3130B82L5	FHLB 3.500 10/04/2027	04/06/2026	340,278	0	340,278
47339	Interest Income	3133ENTS9	FFCB 2.600 04/05/2027	04/06/2026	318,500	0	318,500
47340	Interest Income	3133ENTS9	FFCB 2.600 04/05/2027	04/06/2026	292,500	0	292,500
47341	Interest Income	3133ENTS9	FFCB 2.600 04/05/2027	04/06/2026	325,000	0	325,000
58747	Interest Income	78015JJQ1	RY 4.330 04/07/2026	04/07/2026	1,635,778	0	1,635,778
58949	Interest Income	3133ET6R3	FFCB 3.375 10/08/2027	04/08/2026	126,563	0	126,563
47337	Interest Income	3133ENUD0	FFCB 2.640 04/08/2026	04/08/2026	264,000	0	264,000
47338	Interest Income	3133ENUD0	FFCB 2.640 04/08/2026	04/08/2026	396,000	0	396,000
58709	Interest Income	3133ETKN6	FFCB 4.000 10/09/2029	04/09/2026	300,000	0	300,000
58710	Interest Income	3133ETKN6	FFCB 4.000 10/09/2029	04/09/2026	200,000	0	200,000
57907	Interest Income	3130B0TY5	FHLB 4.750 04/09/2027	04/09/2026	475,000	0	475,000
57908	Interest Income	3130B0TY5	FHLB 4.750 04/09/2027	04/09/2026	403,750	0	403,750
57909	Interest Income	3130B0TY5	FHLB 4.750 04/09/2027	04/09/2026	1,140,000	0	1,140,000
57910	Interest Income	3130B0TY5	FHLB 4.750 04/09/2027	04/09/2026	950,000	0	950,000
58421	Interest Income	3130B3A29	FHLB 4.000 10/09/2026	04/09/2026	300,000	0	300,000
58422	Interest Income	3130B3A29	FHLB 4.000 10/09/2026	04/09/2026	500,000	0	500,000
58423	Interest Income	3130B3A29	FHLB 4.000 10/09/2026	04/09/2026	500,000	0	500,000
58424	Interest Income	3130B3A29	FHLB 4.000 10/09/2026	04/09/2026	1,000,000	0	1,000,000
58838	Interest Income	3136GAWY1	FNMA 4.000 10/15/2029	04/15/2026	1,000,000	0	1,000,000
58839	Interest Income	3136GAWY1	FNMA 4.000 10/15/2029	04/15/2026	500,000	0	500,000
58840	Interest Income	3136GAWY1	FNMA 4.000 10/15/2029	04/15/2026	500,000	0	500,000
58841	Interest Income	3136GAWY1	FNMA 4.000 10/15/2029	04/15/2026	500,000	0	500,000
58842	Interest Income	3136GAWY1	FNMA 4.000 10/15/2029	04/15/2026	500,000	0	500,000
58888	Interest Income	91282CLQ2	T 3.875 10/15/2027	04/15/2026	1,453,125	271,463	1,181,662
58890	Interest Income	91282CLQ2	T 3.875 10/15/2027	04/15/2026	968,750	191,621	777,129
58419	Interest Income	3133ERXJ5	FFCB 3.875 10/15/2027	04/15/2026	155,000	0	155,000
58420	Interest Income	3133ERXJ5	FFCB 3.875 10/15/2027	04/15/2026	96,875	0	96,875
58378	Interest Income	14913UAN0	CAT 4.450 10/16/2026	04/16/2026	409,066	0	409,066

## Interest Received Pooled Fund

Accounting ID	Transaction Type	Cusip	Description	Date Posted	Interest Received	Purchased Interest Adjustment	Net Interest
58789	Interest Income	06418NJE3	BNSHOU 4.200 04/20/2026	04/20/2026	3,529,167	0	3,529,167
57761	Interest Income	3133EPZA6	FFCB 4.875 10/20/2026	04/20/2026	731,250	0	731,250
57762	Interest Income	3133EPZA6	FFCB 4.875 10/20/2026	04/20/2026	341,250	0	341,250
58025	Interest Income	3133ERHN4	FFCB 4.250 10/20/2028	04/20/2026	807,500	0	807,500
58026	Interest Income	3133ERHN4	FFCB 4.250 10/20/2028	04/20/2026	106,250	0	106,250
58788	Interest Income	78015JMC8	RY 4.180 04/23/2026	04/23/2026	2,844,722	0	2,844,722
58804	Interest Income	06418NJK9	BNSHOU 4.110 04/23/2026	04/23/2026	2,648,667	0	2,648,667
58897	Interest Income	3133ETL70	FFCB 3.375 10/24/2028	04/24/2026	84,375	15,000	69,375
58898	Interest Income	3133ETL70	FFCB 3.375 10/24/2028	04/24/2026	421,875	75,000	346,875
58899	Interest Income	3133ETL70	FFCB 3.375 10/24/2028	04/24/2026	506,250	90,000	416,250
58869	Interest Income	3133ETM95	FFCB 3.375 10/27/2027	04/27/2026	157,275	0	157,275
58870	Interest Income	3133ETM95	FFCB 3.375 10/27/2027	04/27/2026	1,012,500	0	1,012,500
58681	Interest Income	91282CMZ1	T 3.875 04/30/2030	04/30/2026	968,750	0	968,750
58695	Interest Income	91282CFT3	T 4.000 10/31/2029	04/30/2026	1,200,000	0	1,200,000
58889	Interest Income	91282CPE5	T 3.500 10/31/2027	04/30/2026	1,312,500	130,525	1,181,975
58900	Interest Income	91282CPD7	T 3.625 10/31/2030	04/30/2026	1,087,500	228,315	859,185
58902	Interest Income	91282CMZ1	T 3.875 04/30/2030	04/30/2026	1,162,500	244,061	918,439
57930	Interest Income	3133ERDH1	FFCB 4.750 04/30/2029	04/30/2026	1,498,269	0	1,498,269
57931	Interest Income	3133ERDH1	FFCB 4.750 04/30/2029	04/30/2026	662,435	0	662,435
57932	Interest Income	3133ERDH1	FFCB 4.750 04/30/2029	04/30/2026	712,500	0	712,500
58432	Interest Income	91282CKP5	T 4.625 04/30/2029	04/30/2026	1,156,250	0	1,156,250
47068	Interest Income	91282CBW0	T 0.750 04/30/2026	04/30/2026	187,500	0	187,500
58453	Interest Income	91282CLR0	T 4.125 10/31/2029	04/30/2026	1,031,250	0	1,031,250
58502	Interest Income	91282CKP5	T 4.625 04/30/2029	04/30/2026	1,179,375	0	1,179,375
47076	Interest Income	91282CBW0	T 0.750 04/30/2026	04/30/2026	187,500	0	187,500
<b>Activity Total</b>					<b>49,915,280</b>	<b>1,245,984</b>	<b>48,669,295</b>

## Cash Activity Pooled Fund

Accounting ID	Description	Activity Date	Transaction	Amount
31607A703	Fidelity Govt Portfolio	04/01/2026	Withdrawal	-115,000,000
85749T517	State Street Institutional U.S. Govt MMF	04/02/2026	Withdrawal	-100,000,000
85749T517	State Street Institutional U.S. Govt MMF	04/06/2026	Withdrawal	-60,000,000
31607A703	Fidelity Govt Portfolio	04/07/2026	Deposit	95,000,000
608919718	Federated Hermes Govt Obligations Fund	04/07/2026	Deposit	17,000,000
31607A703	Fidelity Govt Portfolio	04/08/2026	Deposit	100,000,000
61747C319	Morgan Stanley Institutional Liquidity Fund	04/08/2026	Deposit	100,000,000
608919718	Federated Hermes Govt Obligations Fund	04/09/2026	Deposit	95,000,000
608919718	Federated Hermes Govt Obligations Fund	04/10/2026	Deposit	100,000,000
608919718	Federated Hermes Govt Obligations Fund	04/13/2026	Deposit	50,000,000
85749T517	State Street Institutional U.S. Govt MMF	04/14/2026	Withdrawal	-75,000,000
61747C319	Morgan Stanley Institutional Liquidity Fund	04/14/2026	Withdrawal	-100,000,000
31607A703	Fidelity Govt Portfolio	04/15/2026	Withdrawal	-125,000,000
31607A703	Fidelity Govt Portfolio	04/16/2026	Deposit	40,000,000
608919718	Federated Hermes Govt Obligations Fund	04/16/2026	Deposit	10,000,000
608919718	Federated Hermes Govt Obligations Fund	04/17/2026	Withdrawal	-60,000,000
31607A703	Fidelity Govt Portfolio	04/20/2026	Deposit	10,000,000
608919718	Federated Hermes Govt Obligations Fund	04/20/2026	Withdrawal	-80,000,000
608919718	Federated Hermes Govt Obligations Fund	04/21/2026	Withdrawal	-30,000,000
608919718	Federated Hermes Govt Obligations Fund	04/22/2026	Withdrawal	-110,000,000
608919718	Federated Hermes Govt Obligations Fund	04/23/2026	Withdrawal	-115,000,000
608919718	Federated Hermes Govt Obligations Fund	04/24/2026	Deposit	110,000,000
608919718	Federated Hermes Govt Obligations Fund	04/27/2026	Withdrawal	-55,000,000
31607A703	Fidelity Govt Portfolio	04/29/2026	Deposit	150,000,000
608919718	Federated Hermes Govt Obligations Fund	04/29/2026	Deposit	145,000,000
09248U718	BlackRock Liquidity Funds T-Fund	04/30/2026	Interest Received	42,800
31607A703	Fidelity Govt Portfolio	04/30/2026	Deposit	75,000,000
31607A703	Fidelity Govt Portfolio	04/30/2026	Interest Received	1,503,362
608919718	Federated Hermes Govt Obligations Fund	04/30/2026	Deposit	150,000,000
608919718	Federated Hermes Govt Obligations Fund	04/30/2026	Interest Received	1,634,150
262006208	Dreyfus Government Cash Management	04/30/2026	Interest Received	44,471
85749T517	State Street Institutional U.S. Govt MMF	04/30/2026	Interest Received	224,219
61747C319	Morgan Stanley Institutional Liquidity Fund	04/30/2026	Interest Received	140,445
0660P0999	Bank of America TTX INV Deposit Acct	04/30/2026	Interest Received	491,658
<b>Activity Total</b>				<b>226,081,106</b>